

# POINT IN TIME COUNT 2022

## BOULDER COUNTY DATA

Please note that the Point in Time is only a snapshot of homelessness on a single night with numerous variables that could result in an undercount.

**457** PEOPLE EXPERIENCING HOMELESSNESS

on a single night in Boulder County, Colorado

### SHELTERED

**375**

People who stayed in Emergency Shelter, Transitional Housing, or Safe Haven Programs

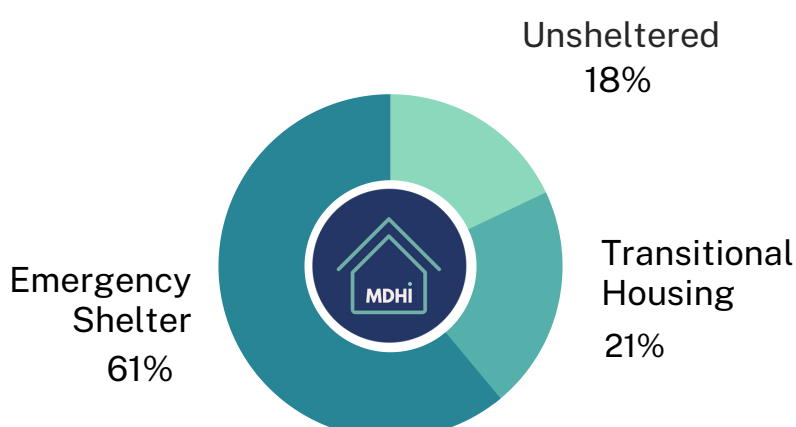
### UNSHELTERED

**82**

People who slept on the streets or another place not meant for human habitation

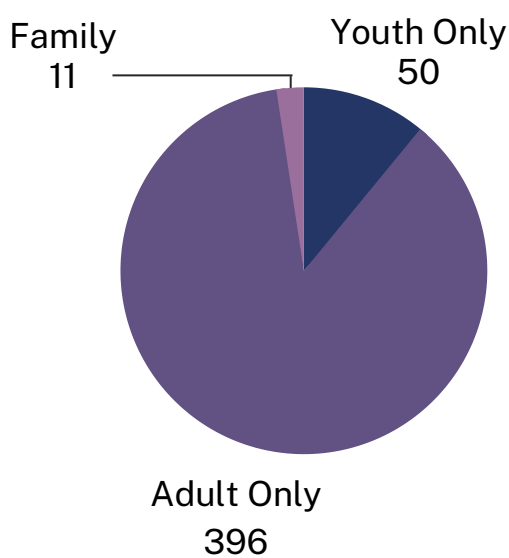

### WHERE THEY STAYED

This year's count occurred on Monday, January 24, 2022 and was the first comprehensive count since 2020.



**1 IN 2**

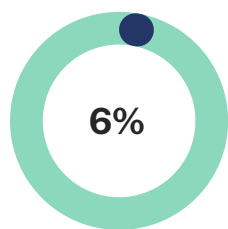
Experiencing homelessness for the first time



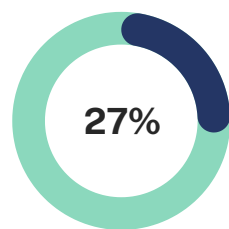
### HOUSEHOLD TYPE

Family represents an adult household 25+ with at least one child present. Youth Only represents transition aged youth 18-24, unaccompanied youth, and parenting youth. Adult Only represents those 25+ without children.

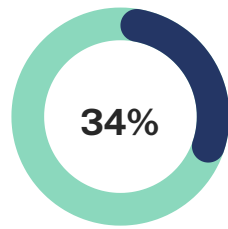
### CONDITIONS & BARRIERS



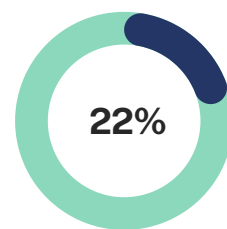
Disabling Condition



Chronic Health Condition



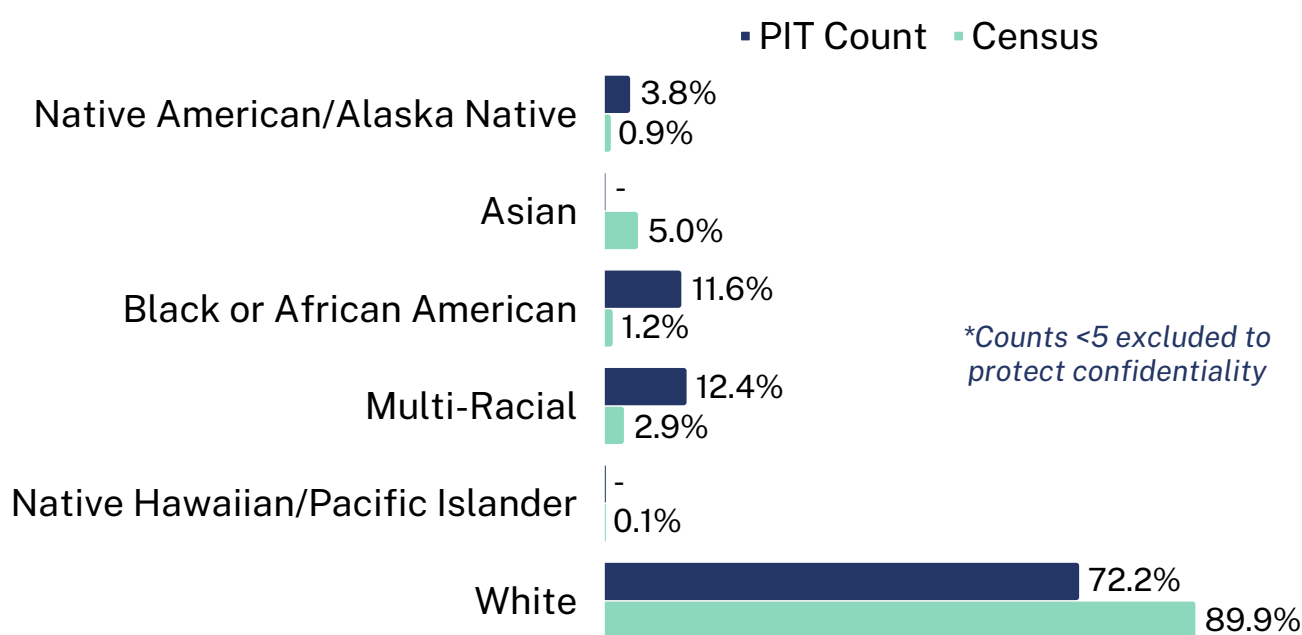
Mental Health



Domestic Violence

### RACIAL DISPARITIES

Native Americans/Alaska Natives are overrepresented (4.2X) in homelessness relative to the general population in Boulder County. The same is true for those identifying as Black/African American (9.7X) and Multi-Racial (4.3X).



**METRO DENVER HOMELESS INITIATIVE**

Visit [mdhi.org/pit](https://mdhi.org/pit) to learn more