

POINT IN TIME COUNT 2022

BROOMFIELD COUNTY DATA

Please note that the Point in Time is only a snapshot of homelessness on a single night with numerous variables that could result in an undercount.

86

PEOPLE EXPERIENCING HOMELESSNESS

on a single night in Broomfield County, Colorado

SHELTERED

22

People who stayed in Emergency Shelter, Transitional Housing, or Safe Haven Programs

UNSHELTERED


64

People who slept on the streets or another place not meant for human habitation

WHERE THEY STAYED

This year's count occurred on Monday, January 24, 2022 and was the first comprehensive count since 2020.


Emergency Shelter
26%



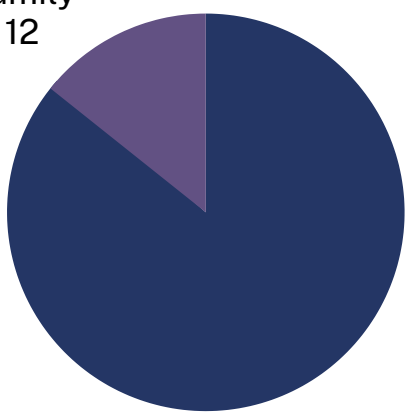
Unsheltered
74%

1 IN 2

Experiencing homelessness for the first time



Family
12



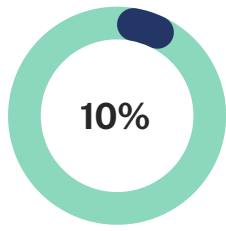
*Youth count <5, excluded to protect confidentiality

Adult Only
72

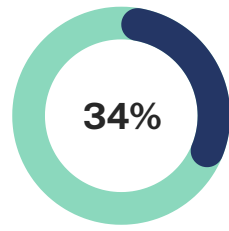
HOUSEHOLD TYPE

Family represents an adult household 25+ with at least one child present. Youth Only represents transition aged youth 18-24, unaccompanied youth, and parenting youth. Adult Only represents those 25+ without children.

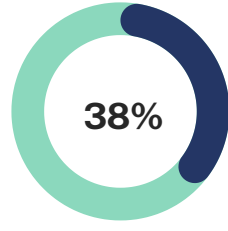
CONDITIONS & BARRIERS



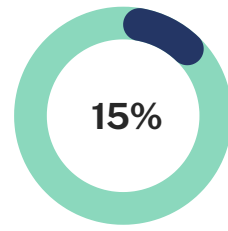
Disabling Condition



Chronic Health Condition



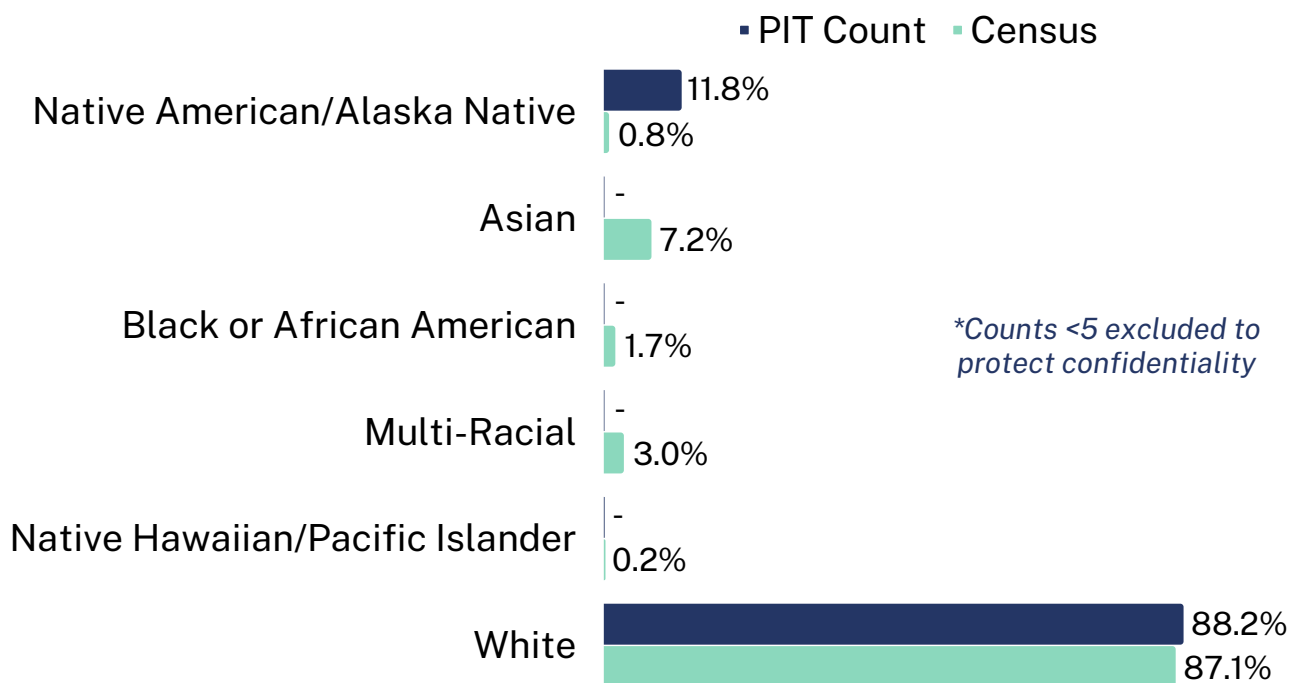
Mental Health



Domestic Violence

RACIAL DISPARITIES

Native Americans/Alaska Natives are overrepresented (14.75X) in homelessness relative to the general population in Broomfield County.



METRO DENVER HOMELESS INITIATIVE

Visit mdhi.org/pit to learn more