

ANNUAL REPORT 2018

METRO DENVER HOMELESS INITIATIVE



Board of Directors

Melanie Lewis-Dickerson
Community Solutions

Brenton Hutson
Volunteers of America

Shelley McKittrick
City of Aurora

Bob Munroe
Solvera Advisors

Andrew Alsip
U.S. Department of Veteran Affairs

Benjamin Ryan
Brownstein Hyatt Farber Schreck

Brian Ngo-Smith
Aurora Mental Health Center

Claire Clurman
Attention Homes

Daphne McCabe
Boulder County Housing & Human Services

Erik Soliván
Denver Office of HOPE

Jamie Rife
Purposity

Shehila Rae-Stephens
Denver Health

Lori Rosendahl
Jefferson County Housing Authority

Maryjane Carr
Community Representative

Patricia Hall
Federal Government Employee

Stevi Gray
Violence Free Colorado

Cheryl Secorski
CO State Dept of Local Affairs

Alix Midgley
Earthlinks, Inc.

Eugene Wade
Colorado Emergency Preparedness Partnership

Malinda Anderson
Urban Peak

Ken Hayes
Deputy State Public Defender
Boulder County

Elissa Hardy
Denver Public Library

Brian Arnold
Ready to Work Aurora

HMIS Highlights

Spring 2018:

Selected Bitfocus' Clarity Human Services as the HMIS Software for the State of Colorado, and identified MDHI as the new CoC HMIS lead agency

June 2018:

Community Listening Sessions on Data to hear from 100+ stakeholders on data needs and expectations about a new HMIS software

August 2018:

Administered Advanced Implementation of Bitfocus Clarity transition with Bitfocus Staff and Community Partners

September 2018:

Started as the HMIS Lead Agency for the MDHI CoC, while staffing up a 7-person team

November 2018:

Finalized HMIS policies & procedures and forms reflective of data sharing and expanded functionality

December 2018:

Trained 400+ HMIS end users and managers and went live with Bitfocus Clarity on 12/17/18

OneHome

The priorities for OneHome in 2018 were setting OneHome up for the transition from Salesforce to HMIS and streamlining the OneHome processes.

Setting up OneHome in HMIS

The OneHome and HMIS teams worked closely together to develop the OneHome program in our new HMIS system—Clarity.

After meeting with community partners, OneHome decided to postpone the move to HMIS to 2019 instead of at the same time as the system HMIS switch in December 2018.

New Staff and Staffing Structure

OneHome hired a new OneHome Program Manager, Bethany Maynard-Moody, in July 2018. She came to us from suburban Cook County, just outside of Chicago, where she worked on developing and then implementing their Coordinated Entry System.

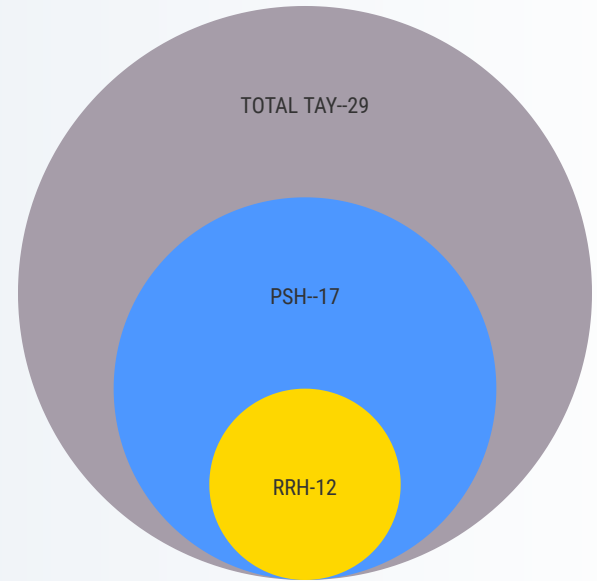
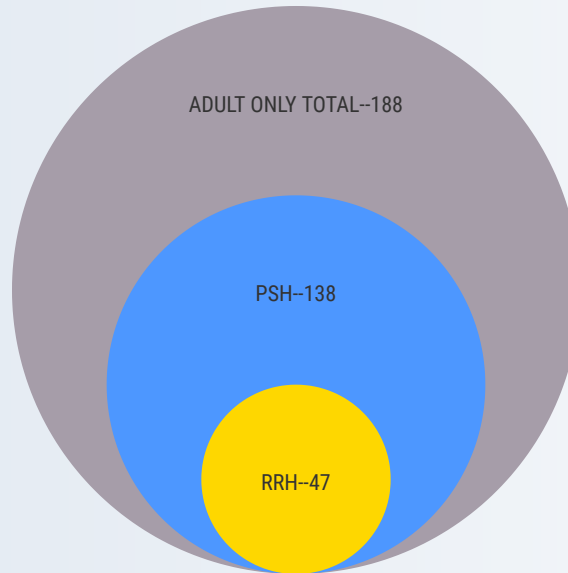
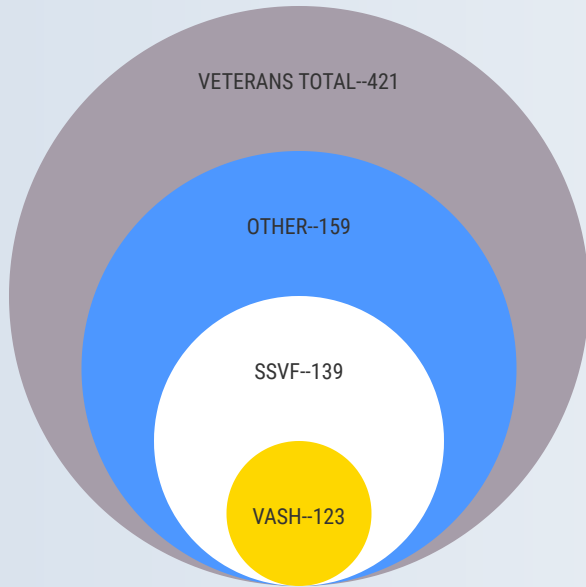
OneHome also decided to bring the two OneHome Coordinator roles to work directly at MDHI and that change was implemented January 1st, 2019.

Learn more about OneHome at:
<https://www.onehomeco.org/>

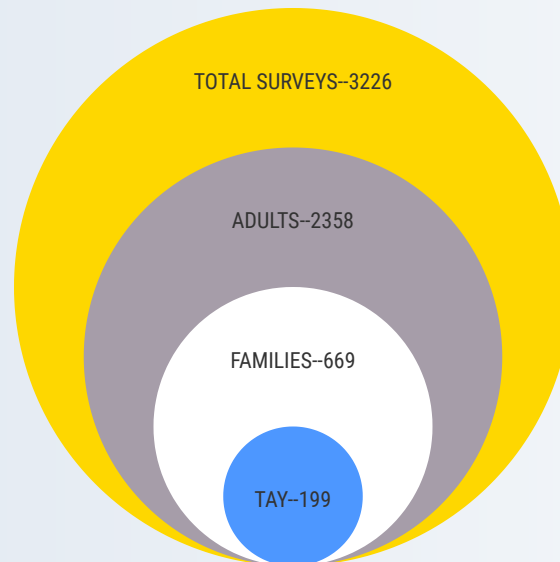
OneHome

In 2018, 736 households exited homelessness via Coordinated Entry/OneHome, including 98 households with minor children.

2018 Housed Data



2018 Surveys



Flex Fund

Thanks to the strong and consistent support from *The Denver Foundation* and *Metro Mayors Caucus*, MDHI is able to offer timely financial assistance to remove barriers to housing. Any organization or provider that partners with OneHome or is a member of the Metro Denver CoC can request funds to help individuals or families experiencing homelessness obtain permanent housing.

More information related to the Flex Fund found here: https://www.mdhi.org/flex_fund

43 Total Households Received Flex Fund Assistance in 2018



- Landlord Mitigation**
 - 8 households received assistance for landlord mitigation
 - Average cost per household: \$1,604

- Move-in Assistance**
 - 35 households received move-in assistance
 - Average cost per household: \$925

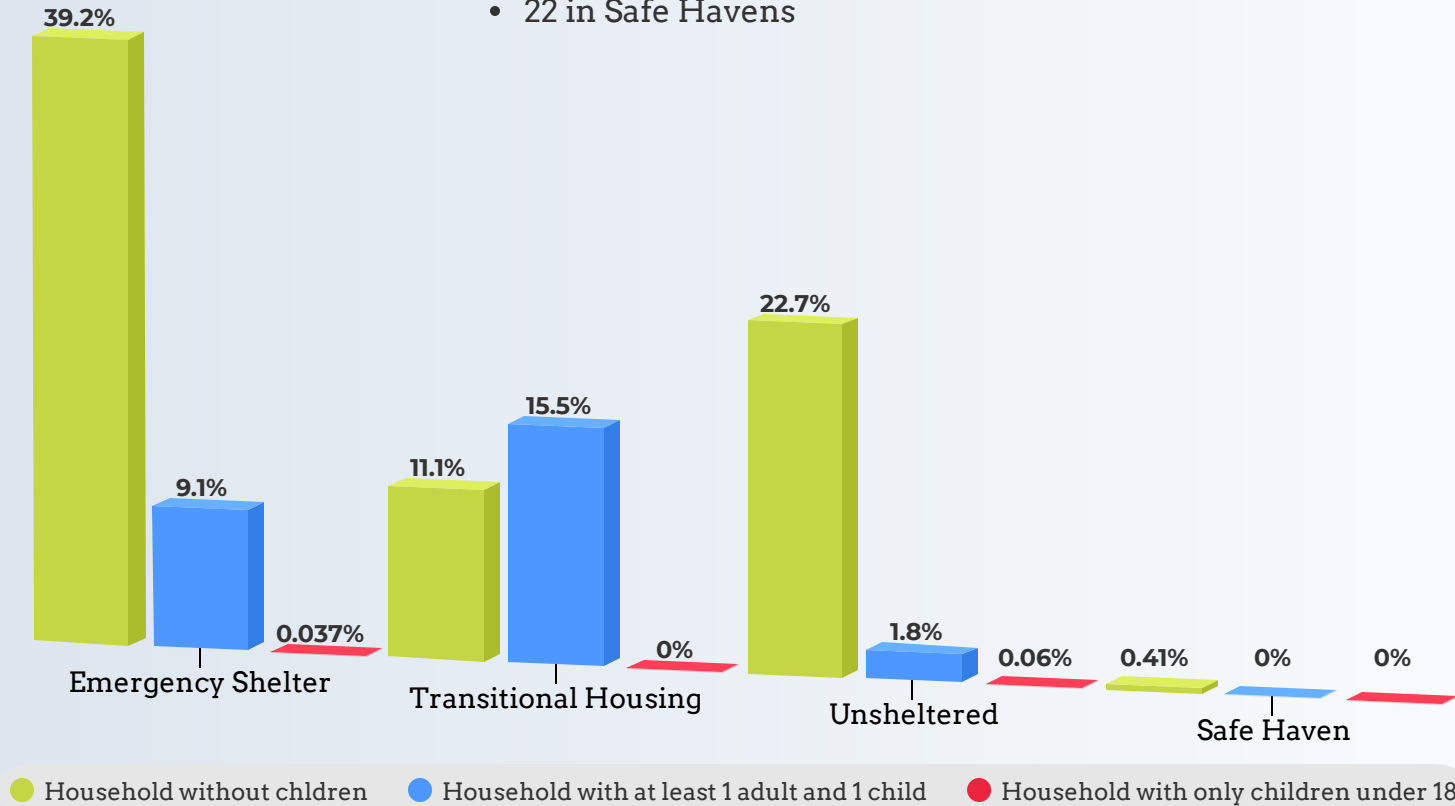


Point in Time

Every year this effort is made possible by the dedicated stakeholders who voluntarily serve on MDHI’s PIT Committee, who support both regional planning and coordinate PIT activities in their community. We would like to express our appreciation to the volunteers who administered the 2018 PIT survey and to the many local homeless service agencies that participated in this effort. Finally, we thank our sponsors who provided in-kind and financial support for the PIT count and this report

Total Homeless in 2018 Count: 5317

- 2574 in Emergency Shelters
- 1413 in Transitional Housing
- 1308 Unsheltered
- 22 in Safe Havens



AmeriCorps VISTA

MDHI leads an AmeriCorps VISTA project, supported by the federal Corporation for National and Community Service, which is focused on building capacity for agencies working to end homelessness, both within specific counties and regionally. The project engages stakeholders, investors, and those in need to build a sustainable system that will prevent and end homelessness in the Denver metropolitan area.

The MDHI VISTA team provided regional capacity building support to over 100 organizations in 2017 through projects with MDHI, OneHome, the annual Point in Time count, and a number of local initiatives. The team helped MDHI raise over \$30,000 worth of in-kind and financial donations for the 2018 Point in Time to provide resources to those taking the survey. VISTA members also provide invaluable daily support to their host agencies and the local community through their dedication and commitment to service.

MDHI VISTA Partner Sites for 2019 have been selected!

MDHI

Metro Community Provider
Network (MCPN)

Family Tree and Heading Home



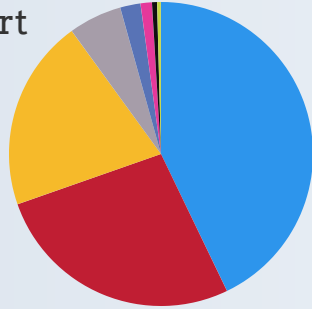
Family Promise

Access Housing of Adams County

Aurora Ready to Work--A
Boulder Bridgehouse Program

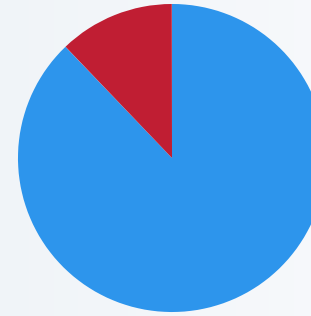
Financial Statements

Revenue and Support



- Federal grants
- Local Gov't grants
- Foundation grants
- Program service fees
- Rental income
- Contributions
- In-kind services
- Other income

Expenses



- Program services
- General and administrative

Assets

Current Assets:	
Cash and cash equivalents	\$ 142,849
Cash restricted by donors	218,601
Grants receivable	190,709
Prepaid expenses	1,533
Total Current Assets	553,692
Property and equipment	22,133
Total Assets	575,825

Liabilities and Net Assets

Liabilities:	
Current liabilities:	
Accounts payable	\$ 145,022
Accrued payroll and related expenses	30,337
Total Liabilities	175,359
Net assets	
Unrestricted net assets	316,598
Temporarily restricted net assets	83,868
Total Net Assets	400,466
Total Liabilities and Net Assets	575,825

Financial Statements

	Unrestricted	Temporarily Restricted	Total
Revenue and Support:			
Federal grants	\$ 645,329	-	645,329
Local government grants	409,255	71,368	480,623
Foundation grants	308,922	12,500	321,422
Program service fees	85,152	-	85,152
Rental income	32,413	-	32,413
Contributions	18,340	-	18,340
In-kind services	7,999	-	7,999
Other income	6,082	-	6,082
Net assets released from restrictions	93,089	(93,089)	-
Total Revenue and Support	1,606,581	(9,221)	1,597,360
Expenses:			
Program services	1,259,370	-	1,259,370
General and administrative	174,061	-	174,061
Total Expenses	1,433,431	-	1,433,431
Change in Net Assets	173,150	(9,221)	163,929
Net Assets, Beginning of Year	143,448	93,089	236,537
Net Assets, end of Year	316,598	83,868	400,466

Auditor's report available at
MDHI.org



711 Park Avenue West
Suite 320 Denver, CO
80205
MDHI.org



We would like to
thank our sponsors!

- U. S. Department of Housing and Urban Development
- Denver Health Services

Matt Meyer, Ph.D
Executive Director

Rebecca Mayer
Deputy Director

Ian Fletcher
Director of Best Practices

Jackie Hernandez
Grants Manager

Diane Howald
Community Coordinator

Bethany Maynard-Moody
OneHome Program Manager

Kyla Moe
HMIS Program Manager

Joe Baker
HMIS Research Analyst

Matt Richard
HMIS Data Analyst

Jas Foster
HMIS Training & Applications Specialist

Stacia D. Whisenant
HMIS Partner Agency Specialist