

POINT IN TIME COUNT 2022

METRO DENVER REGIONAL DATA

Please note that the Point in Time is only a snapshot of homelessness on a single night with numerous variables that could result in an undercount.

6,884

PEOPLE EXPERIENCING HOMELESSNESS

on a single night in 7-county Metro Denver

SHELTERED

4,806

People who stayed in Emergency Shelter, Transitional Housing, or Safe Haven Programs

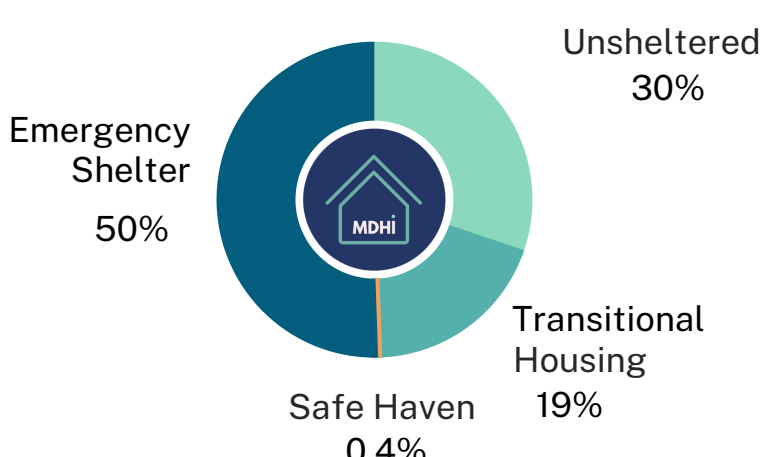
UNSHELTERED

2,078

People who slept on the streets or another place not meant for human habitation

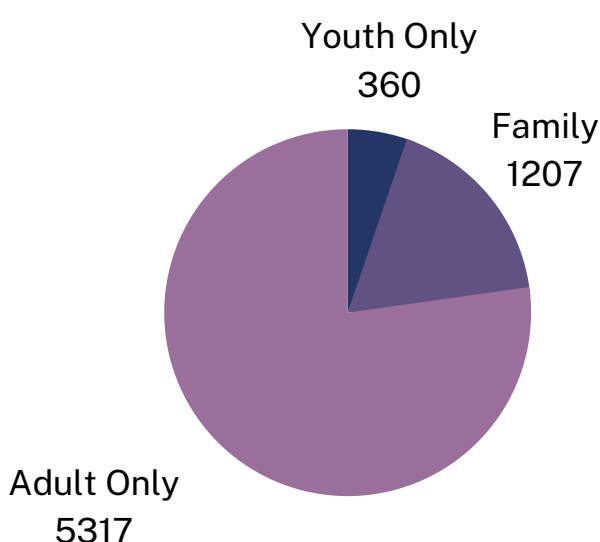

WHERE THEY STAYED

This year's count occurred on Monday, January 24, 2022 and was the first comprehensive count since 2020.



1 IN 3

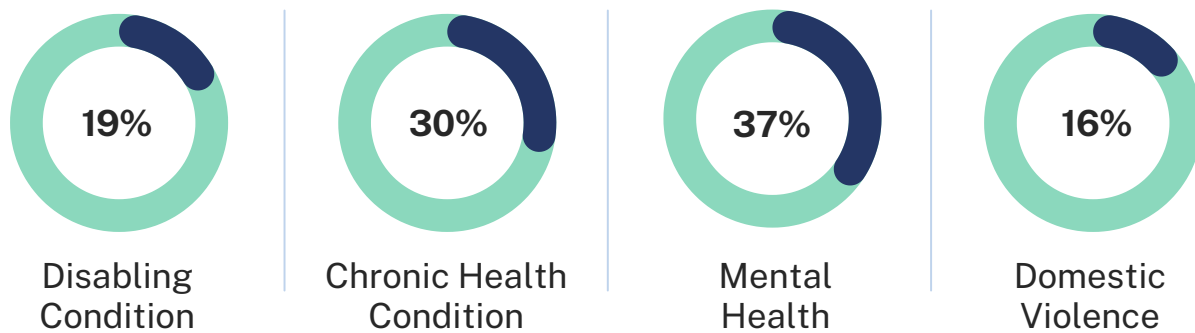
Experiencing homelessness for the first time



HOUSEHOLD TYPE

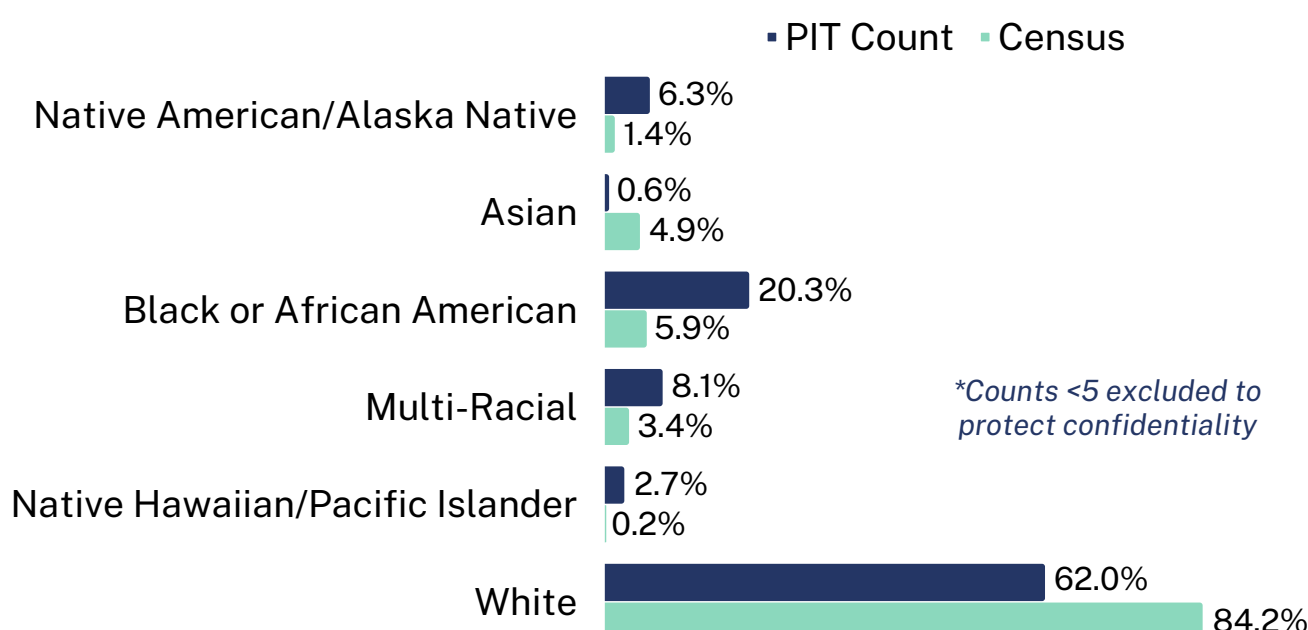
Family represents an adult household 25+ with at least one child present. Youth Only represents transition-aged youth 18-24, unaccompanied youth, and parenting youth. Adult Only represents those 25+ without children.

CONDITIONS & BARRIERS



RACIAL DISPARITIES

Native Americans/Alaska Natives are overrepresented (4.5X) in homelessness relative to the general population in Metro Denver. The same is true for those identifying as Black/African American (3.4X), Multi-Racial (2.4X), and Native Hawaiian/Pacific Islander (13.5X).



METRO DENVER HOMELESS INITIATIVE

Visit mdhi.org/pit to learn more

POINT IN TIME COUNT 2022

ADAMS COUNTY DATA

Please note that the Point in Time is only a snapshot of homelessness on a single night with numerous variables that could result in an undercount.

462

PEOPLE EXPERIENCING HOMELESSNESS

on a single night in Adams County, Colorado

SHELTERED

274

People who stayed in Emergency Shelter, Transitional Housing, or Safe Haven Programs

UNSHELTERED

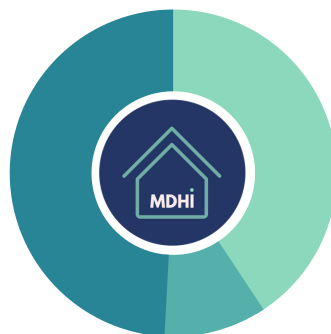
188

People who slept on the streets or another place not meant for human habitation

WHERE THEY STAYED

This year's count occurred on Monday, January 24, 2022 and was the first comprehensive count since 2020.

Emergency Shelter
49%

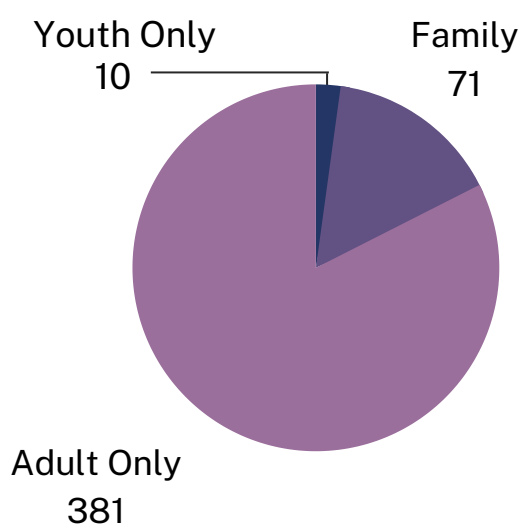



Unsheltered
41%

Transitional Housing
10%

1 IN 2

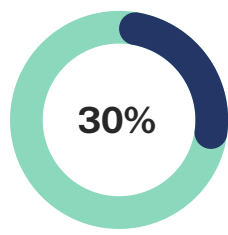
Experiencing homelessness for the first time



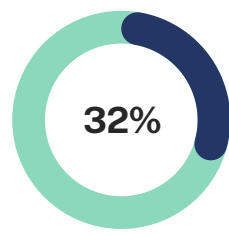
HOUSEHOLD TYPE

Family represents an adult household 25+ with at least one child present. Youth Only represents transition aged youth 18-24, unaccompanied youth, and parenting youth. Adult Only represents those 25+ without children.

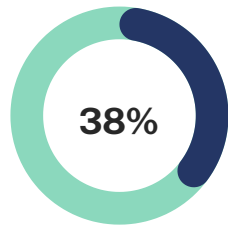
CONDITIONS & BARRIERS



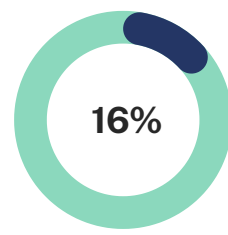
Disabling Condition



Chronic Health Condition



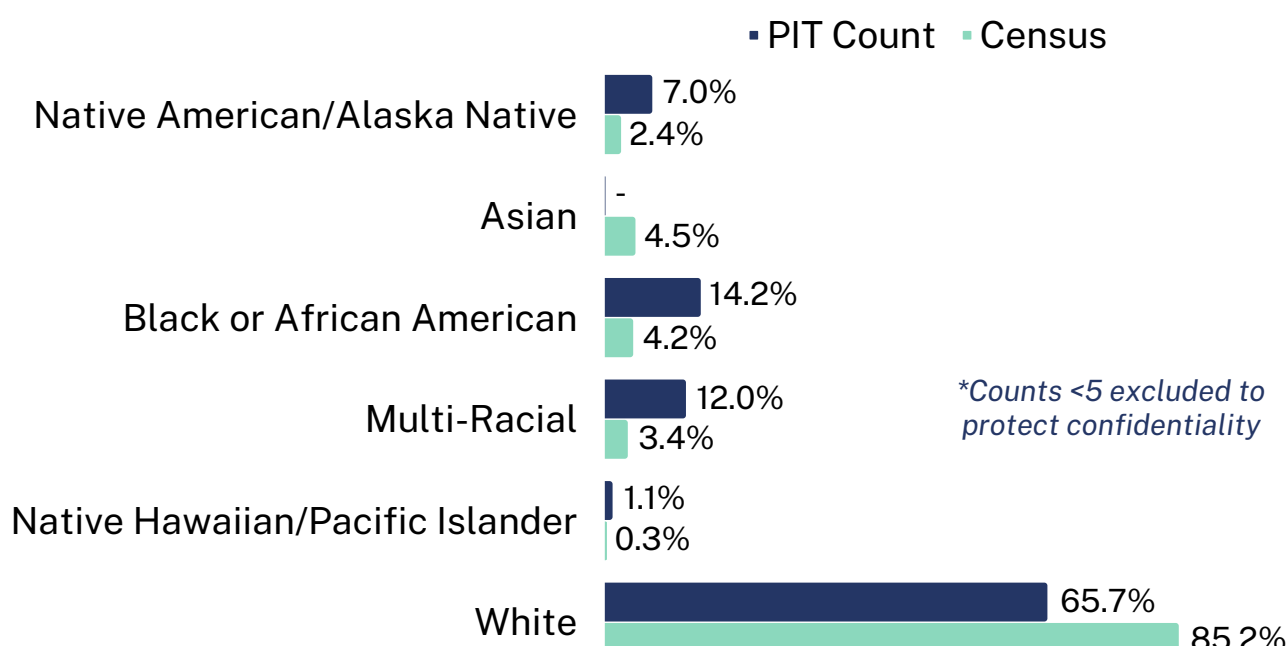
Mental Health



Domestic Violence

RACIAL DISPARITIES

Native Americans/Alaska Natives are overrepresented (2.9X) in homelessness relative to the general population in Adams County. The same is true for those identifying as Black/African American (3.4X), Multi-Racial (3.5X), and Native Hawaiian/Pacific Islander (3.7X)



METRO DENVER HOMELESS INITIATIVE

Visit mdhi.org/pit to learn more

POINT IN TIME COUNT 2022

ARAPAHOE COUNTY DATA

Please note that the Point in Time is only a snapshot of homelessness on a single night with numerous variables that could result in an undercount.

514 PEOPLE EXPERIENCING HOMELESSNESS

on a single night in Arapahoe County, Colorado

SHELTERED

320

People who stayed in Emergency Shelter, Transitional Housing, or Safe Haven Programs

UNSHELTERED

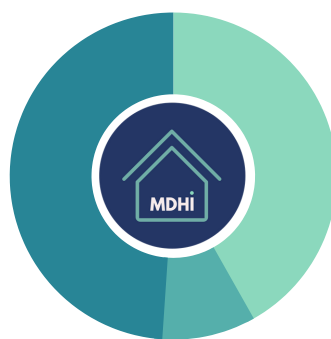
194

People who slept on the streets or another place not meant for human habitation

WHERE THEY STAYED

This year's count occurred on Monday, January 24, 2022 and was the first comprehensive count since 2020.

Emergency Shelter
49%

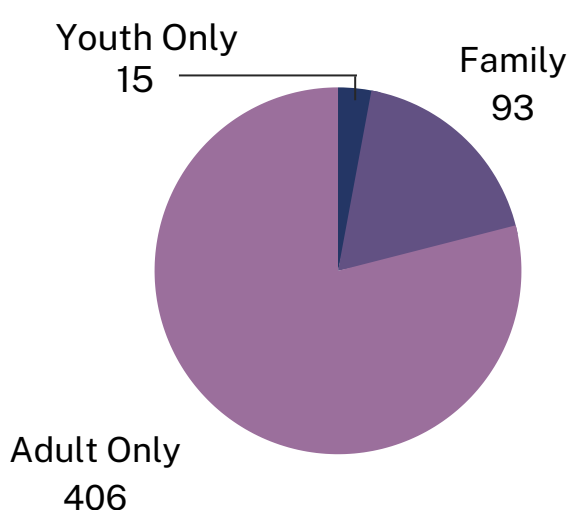



Unsheltered
42%

Transitional Housing
9%

4 IN 10

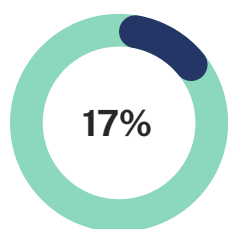
Experiencing homelessness for the first time



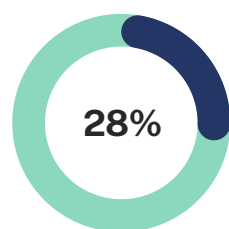
HOUSEHOLD TYPE

Family represents an adult household 25+ with at least one child present. Youth Only represents transition aged youth 18-24, unaccompanied youth, and parenting youth. Adult Only represents those 25+ without children.

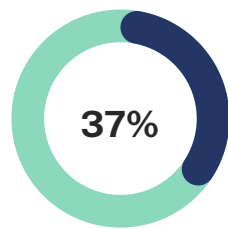
CONDITIONS & BARRIERS



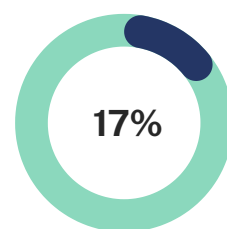
Disabling Condition



Chronic Health Condition



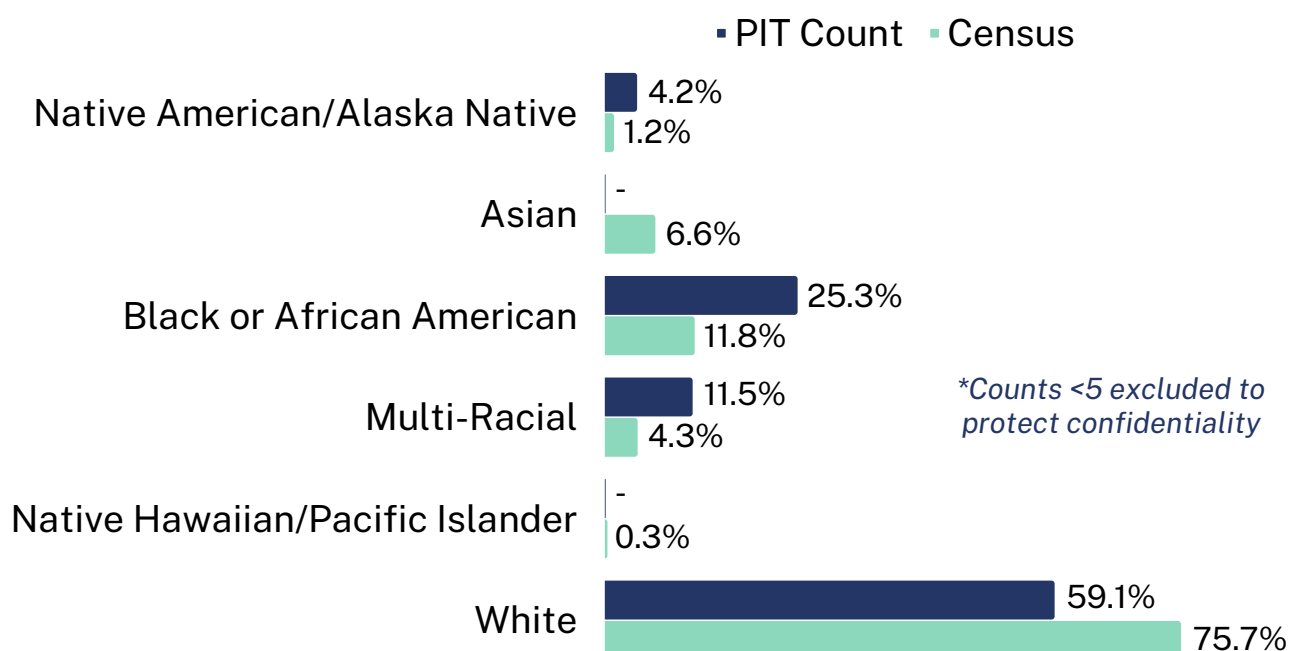
Mental Health



Domestic Violence

RACIAL DISPARITIES

Native Americans/Alaska Natives are overrepresented (3.5X) in homelessness relative to the general population in Arapahoe County. The same is true for those identifying as Black/African American (2.1X) and Multi-Racial (2.7X).



METRO DENVER HOMELESS INITIATIVE

Visit mdhi.org/pit to learn more

POINT IN TIME COUNT 2022

BOULDER COUNTY DATA

Please note that the Point in Time is only a snapshot of homelessness on a single night with numerous variables that could result in an undercount.

457 PEOPLE EXPERIENCING HOMELESSNESS

on a single night in Boulder County, Colorado

SHELTERED

375

People who stayed in Emergency Shelter, Transitional Housing, or Safe Haven Programs

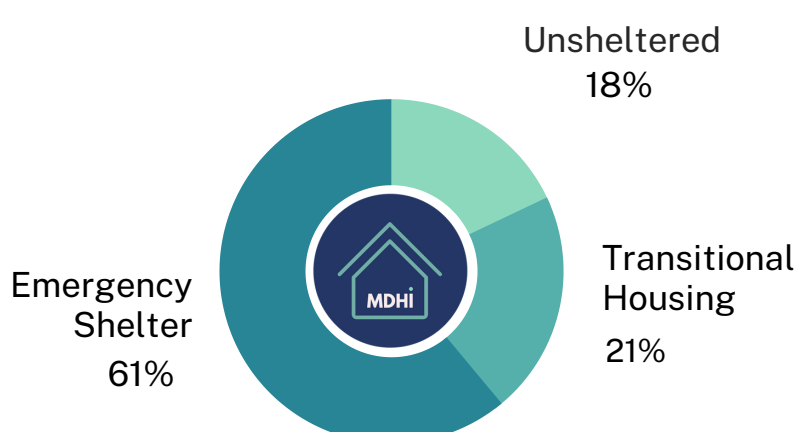
UNSHELTERED

82

People who slept on the streets or another place not meant for human habitation

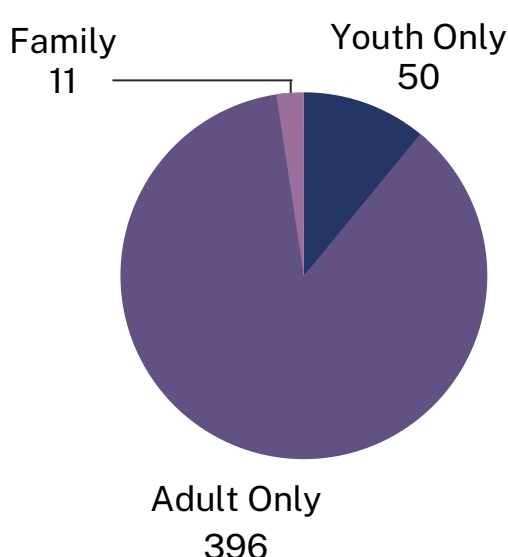

WHERE THEY STAYED

This year's count occurred on Monday, January 24, 2022 and was the first comprehensive count since 2020.



1 IN 2

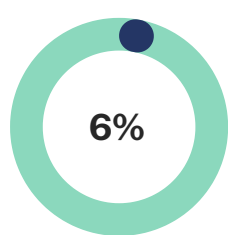
Experiencing homelessness for the first time



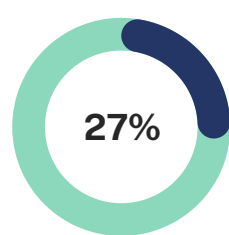
HOUSEHOLD TYPE

Family represents an adult household 25+ with at least one child present. Youth Only represents transition aged youth 18-24, unaccompanied youth, and parenting youth. Adult Only represents those 25+ without children.

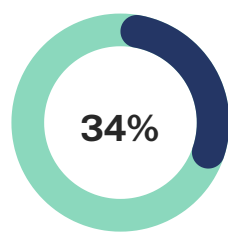
CONDITIONS & BARRIERS



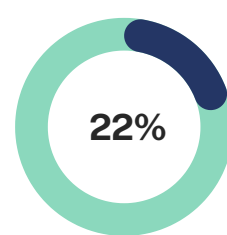
Disabling Condition



Chronic Health Condition



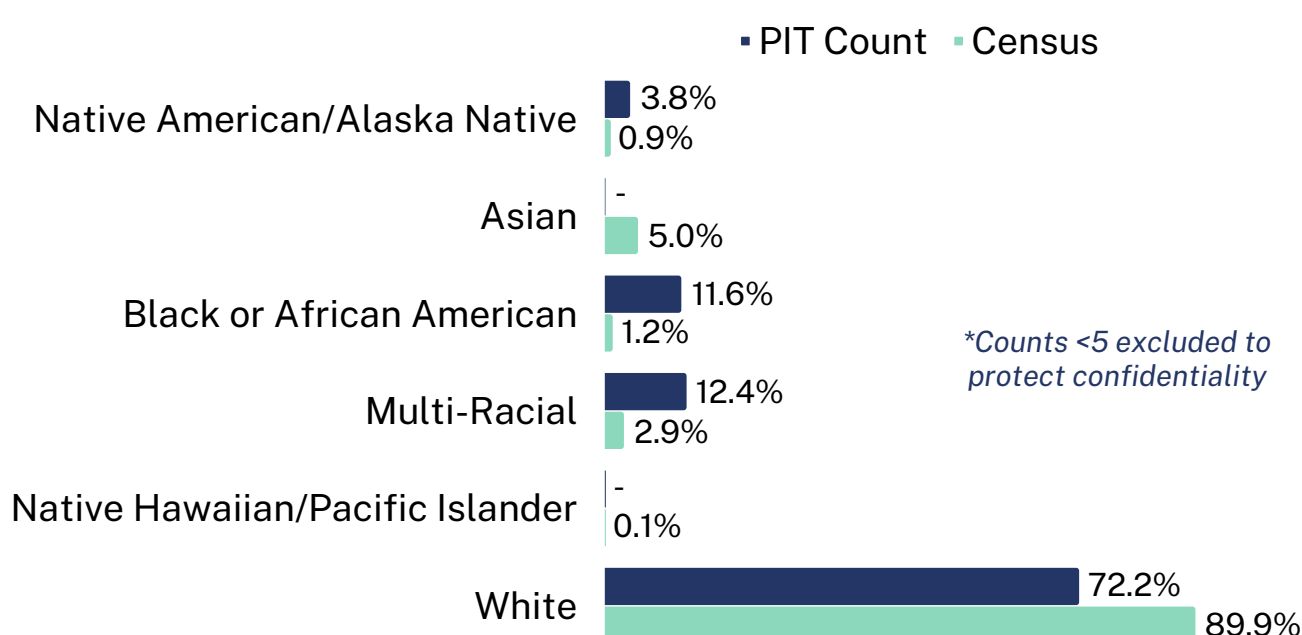
Mental Health



Domestic Violence

RACIAL DISPARITIES

Native Americans/Alaska Natives are overrepresented (4.2X) in homelessness relative to the general population in Boulder County. The same is true for those identifying as Black/African American (9.7X) and Multi-Racial (4.3X).



METRO DENVER HOMELESS INITIATIVE

Visit mdhi.org/pit to learn more

POINT IN TIME COUNT 2022

BROOMFIELD COUNTY DATA

Please note that the Point in Time is only a snapshot of homelessness on a single night with numerous variables that could result in an undercount.

86

PEOPLE EXPERIENCING HOMELESSNESS

on a single night in Broomfield County, Colorado

SHELTERED

22

People who stayed in Emergency Shelter, Transitional Housing, or Safe Haven Programs

UNSHELTERED

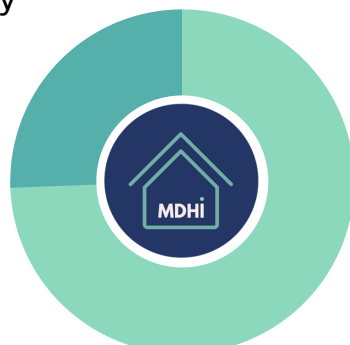
64

People who slept on the streets or another place not meant for human habitation

WHERE THEY STAYED

This year's count occurred on Monday, January 24, 2022 and was the first comprehensive count since 2020.


Emergency Shelter
26%



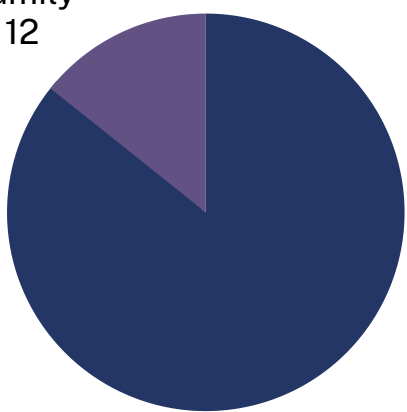
Unsheltered
74%

1 IN 2

Experiencing homelessness for the first time



Family
12



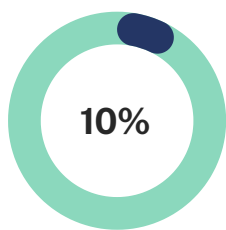
Adult Only
72

*Youth count <5, excluded to protect confidentiality

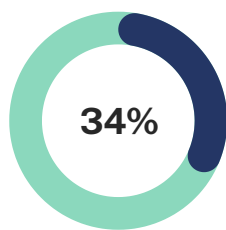
HOUSEHOLD TYPE

Family represents an adult household 25+ with at least one child present. Youth Only represents transition aged youth 18-24, unaccompanied youth, and parenting youth. Adult Only represents those 25+ without children.

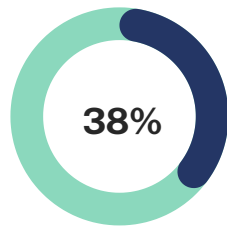
CONDITIONS & BARRIERS



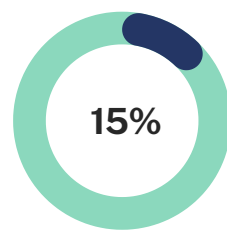
Disabling Condition



Chronic Health Condition



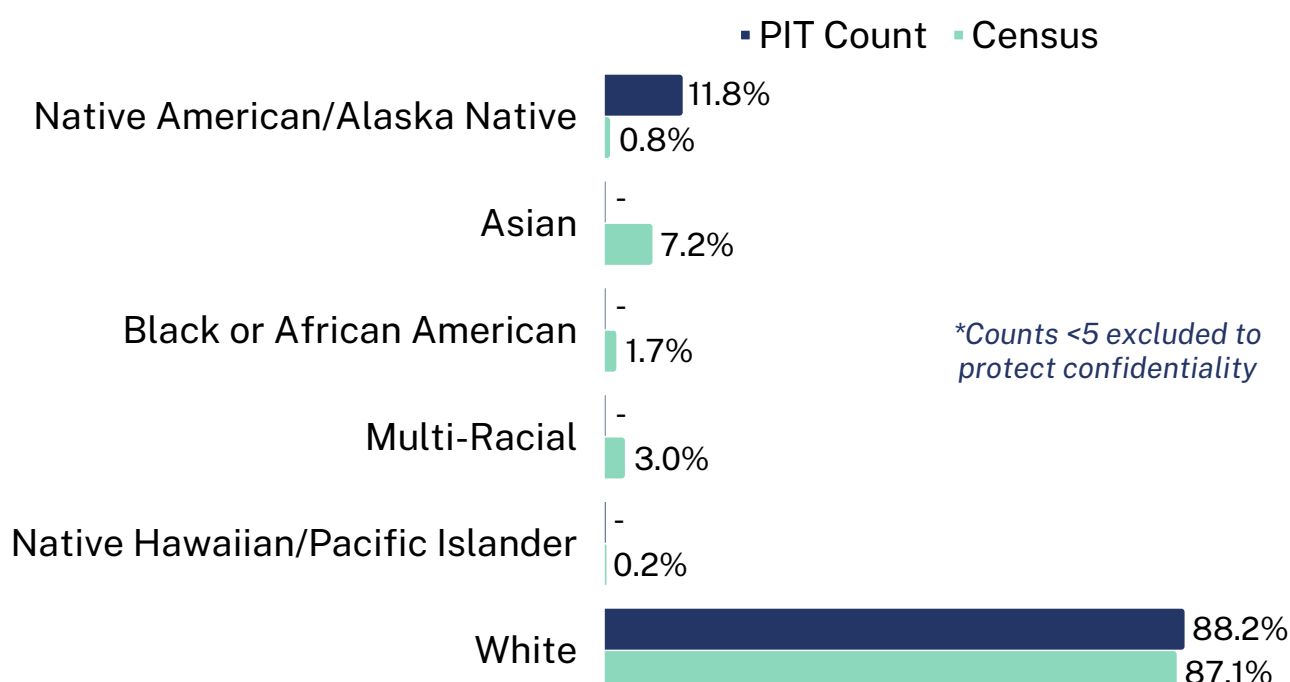
Mental Health



Domestic Violence

RACIAL DISPARITIES

Native Americans/Alaska Natives are overrepresented (14.75X) in homelessness relative to the general population in Broomfield County.



METRO DENVER HOMELESS INITIATIVE

Visit mdhi.org/pit to learn more

POINT IN TIME COUNT 2022

CITY OF AURORA DATA

Please note that the Point in Time is only a snapshot of homelessness on a single night with numerous variables that could result in an undercount.

612 PEOPLE EXPERIENCING HOMELESSNESS

on a single night in the City of Aurora, Colorado

SHELTERED

311

People who stayed in Emergency Shelter, Transitional Housing, or Safe Haven Programs

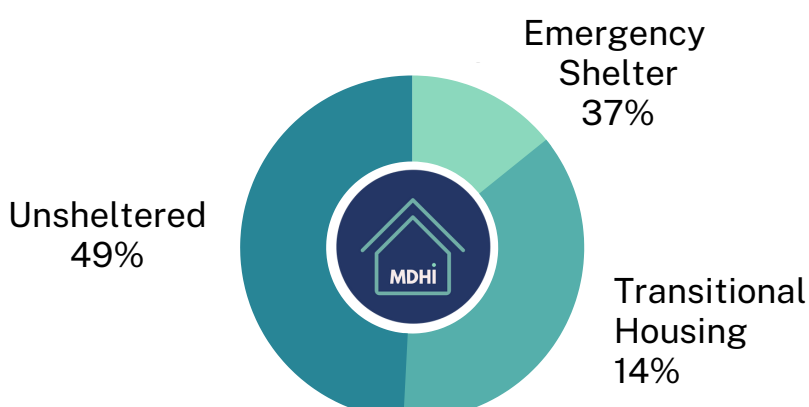
UNSHELTERED

301

People who slept on the streets or another place not meant for human habitation

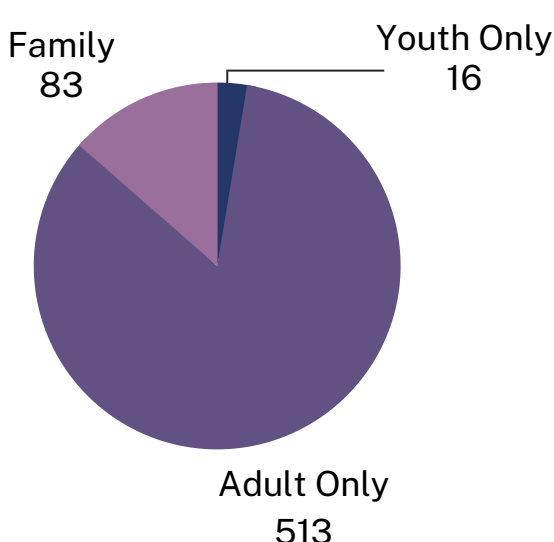
WHERE THEY STAYED

This year's count occurred on Monday, January 24, 2022 and was the first comprehensive count since 2020.



4 IN 10

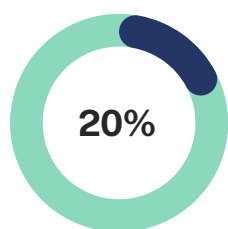
Experiencing homelessness for the first time



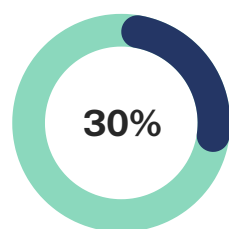
HOUSEHOLD TYPE

Family represents an adult household 25+ with at least one child present. Youth Only represents transition aged youth 18-24, unaccompanied youth, and parenting youth. Adult Only represents those 25+ without children.

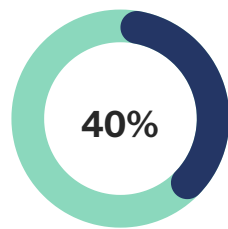
CONDITIONS & BARRIERS



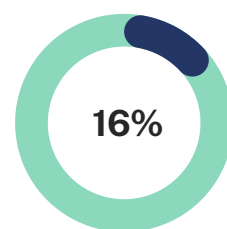
Disabling Condition



Chronic Health Condition



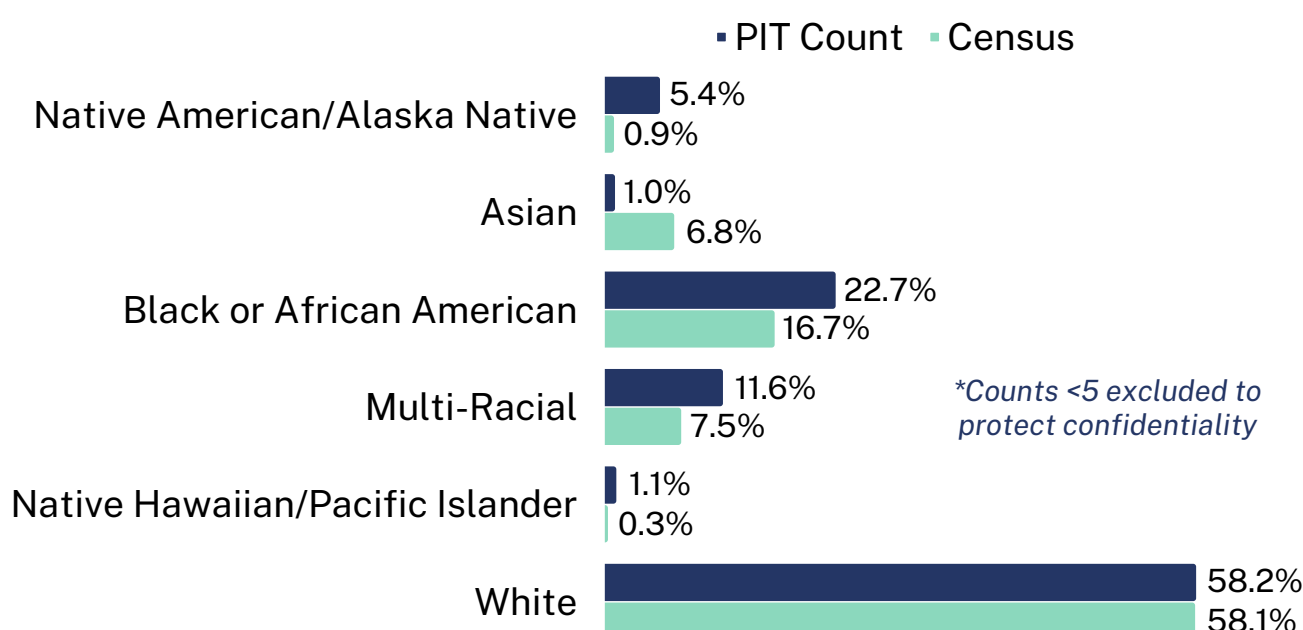
Mental Health



Domestic Violence

RACIAL DISPARITIES

Native Americans/Alaska Natives are overrepresented (6X) in homelessness relative to the general population in the City of Aurora. The same is true for those identifying as Black/African American (1.4X), Multi-Racial (1.5X), and Native Hawaiian/Pacific Islander (3.7X).



METRO DENVER HOMELESS INITIATIVE

Visit mdhi.org/pit to learn more

POINT IN TIME COUNT 2022

DENVER COUNTY DATA

Please note that the Point in Time is only a snapshot of homelessness on a single night with numerous variables that could result in an undercount.

4,794

PEOPLE EXPERIENCING HOMELESSNESS

on a single night in Denver County, Colorado

SHELTERED

3,481

People who stayed in Emergency Shelter, Transitional Housing, or Safe Haven Programs

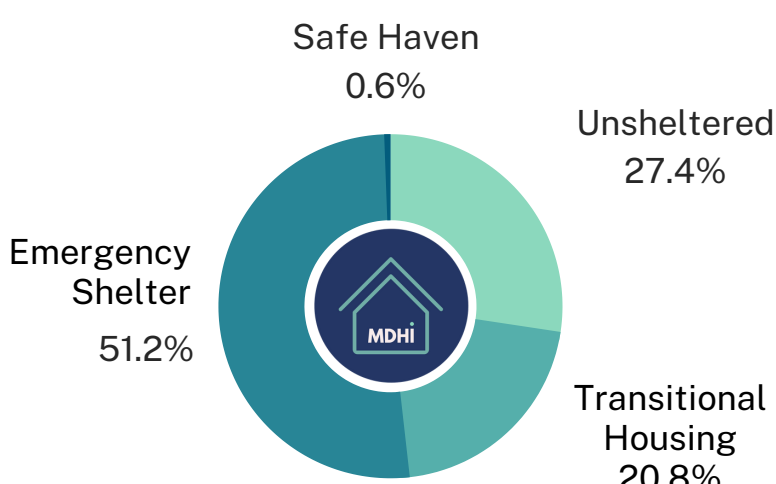
UNSHELTERED

1,313

People who slept on the streets or another place not meant for human habitation

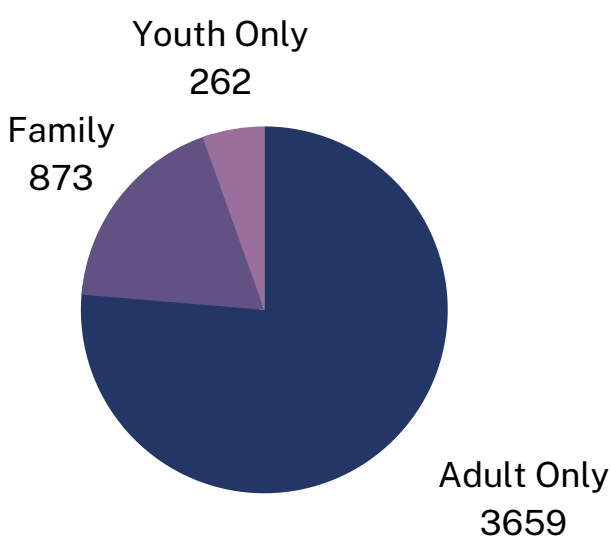
WHERE THEY STAYED

This year's count occurred on Monday, January 24, 2022 and was the first comprehensive count since 2020.



1 IN 3

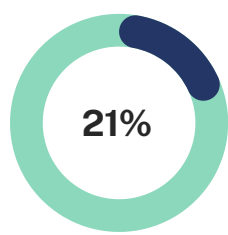
Experiencing homelessness for the first time



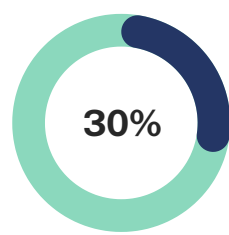
HOUSEHOLD TYPE

Family represents an adult household 25+ with at least one child present. Youth Only represents transition aged youth 18-24, unaccompanied youth, and parenting youth. Adult Only represents those 25+ without children.

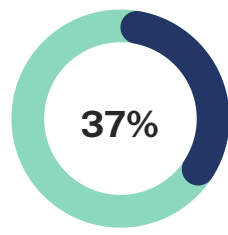
CONDITIONS & BARRIERS



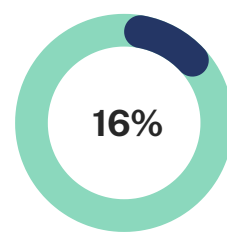
Disabling Condition



Chronic Health Condition



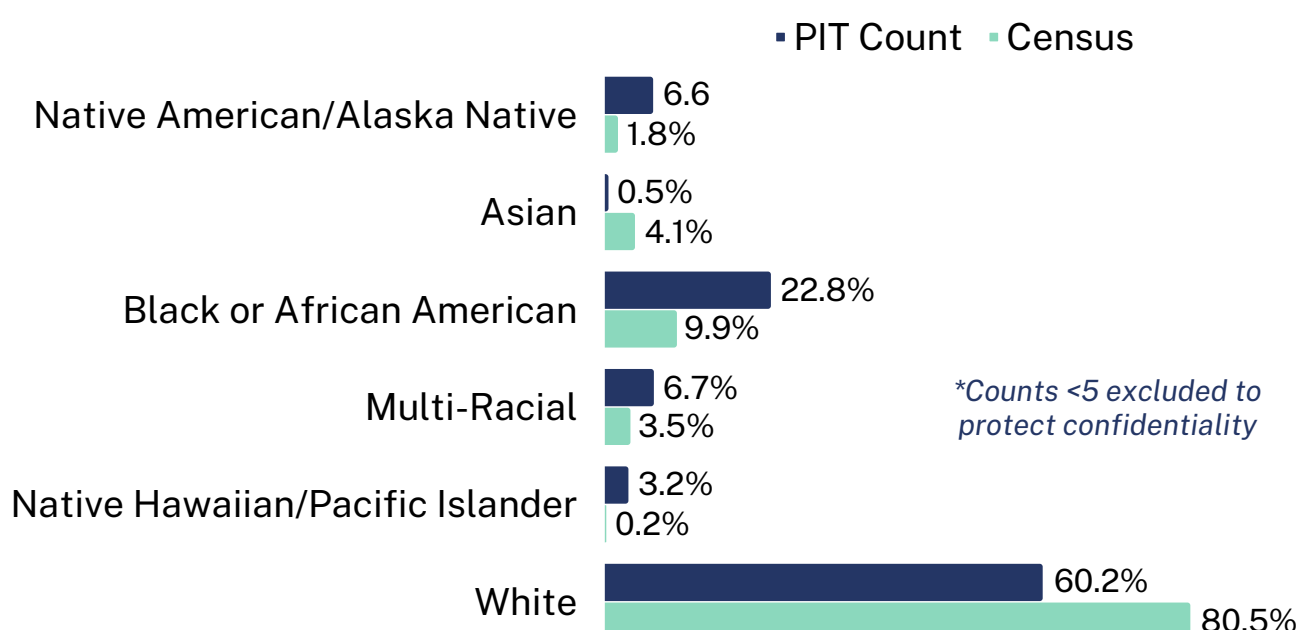
Mental Health



Domestic Violence

RACIAL DISPARITIES

Native Americans/Alaska Natives are overrepresented (3.7X) in homelessness relative to the general population in Denver County. The same is true for those identifying as Black/African American (2.3X), Multi-Racial (1.9X), and Native Hawaiian/Pacific Islander (16X).



METRO DENVER HOMELESS INITIATIVE

Visit mdhi.org/pit to learn more

POINT IN TIME COUNT 2022

DOUGLAS COUNTY DATA

Please note that the Point in Time is only a snapshot of homelessness on a single night with numerous variables that could result in an undercount.

78 PEOPLE EXPERIENCING HOMELESSNESS

on a single night in Douglas County, Colorado

SHELTERED

28

People who stayed in Emergency Shelter, Transitional Housing, or Safe Haven Programs

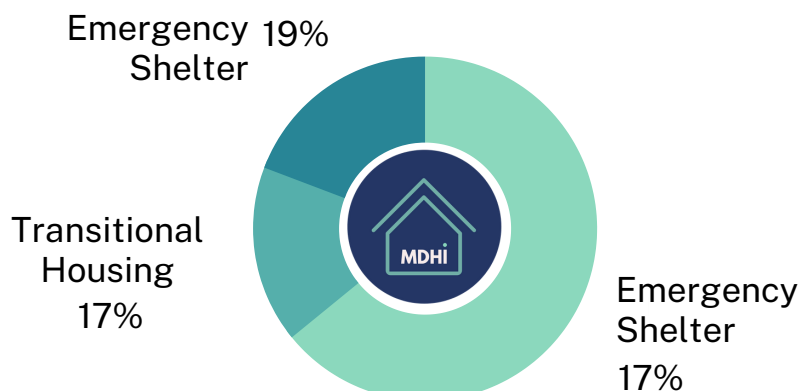
UNSHELTERED

50

People who slept on the streets or another place not meant for human habitation


WHERE THEY STAYED

This year's count occurred on Monday, January 24, 2022 and was the first comprehensive count since 2020.

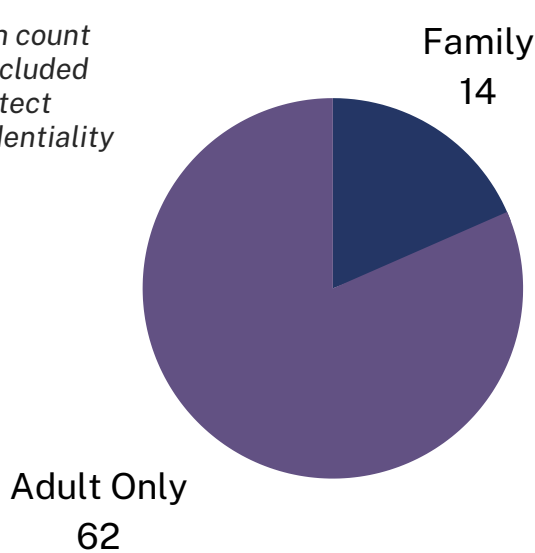


1 IN 2

Experiencing homelessness for the first time



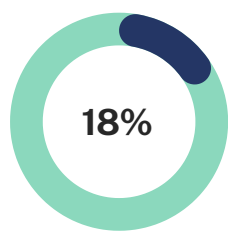
*Youth count <5, excluded to protect confidentiality



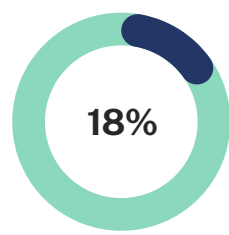
HOUSEHOLD TYPE

Family represents an adult household 25+ with at least one child present. Youth Only represents transition aged youth 18-24, unaccompanied youth, and parenting youth. Adult Only represents those 25+ without children.

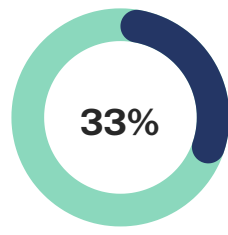
CONDITIONS & BARRIERS



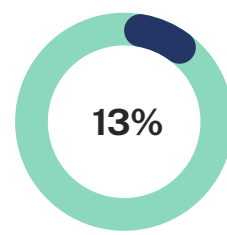
Disabling Condition



Chronic Health Condition



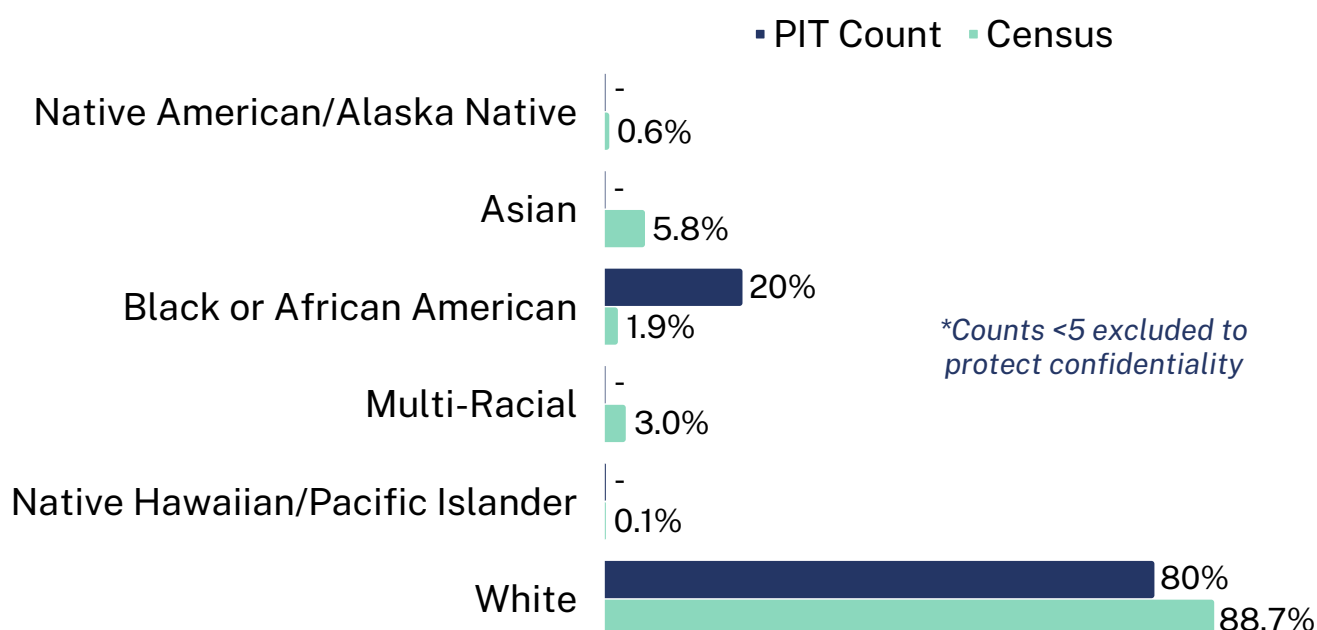
Mental Health



Domestic Violence

RACIAL DISPARITIES

Black/African American people are overrepresented (10.5X) in homelessness relative to the general population in Douglas County.



METRO DENVER HOMELESS INITIATIVE

Visit mdhi.org/pit to learn more

POINT IN TIME COUNT 2022

JEFFERSON COUNTY DATA

Please note that the Point in Time is only a snapshot of homelessness on a single night with numerous variables that could result in an undercount.

493 PEOPLE EXPERIENCING HOMELESSNESS

on a single night in Jefferson County, Colorado

SHELTERED

306

People who stayed in Emergency Shelter, Transitional Housing, or Safe Haven Programs

UNSHELTERED


187

People who slept on the streets or another place not meant for human habitation

WHERE THEY STAYED

This year's count occurred on Monday, January 24, 2022 and was the first comprehensive count since 2020.

Emergency Shelter
38.3%

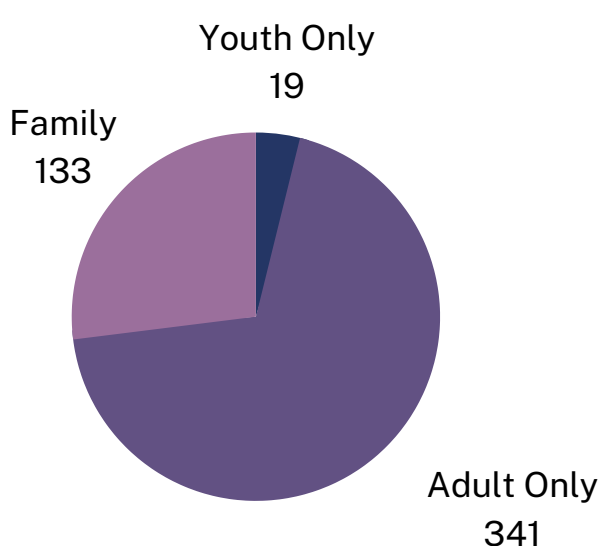



Unsheltered
37.9%

Transitional Housing
23.7%

1 IN 2

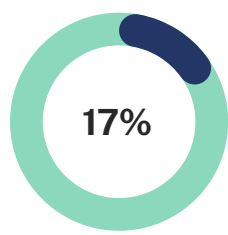
Experiencing homelessness for the first time



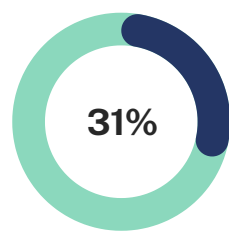
HOUSEHOLD TYPE

Family represents an adult household 25+ with at least one child present. Youth Only represents transition aged youth 18-24, unaccompanied youth, and parenting youth. Adult Only represents those 25+ without children.

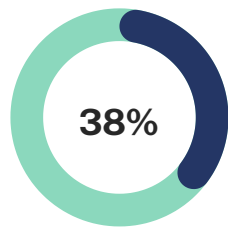
CONDITIONS & BARRIERS



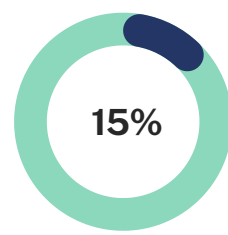
Disabling Condition



Chronic Health Condition



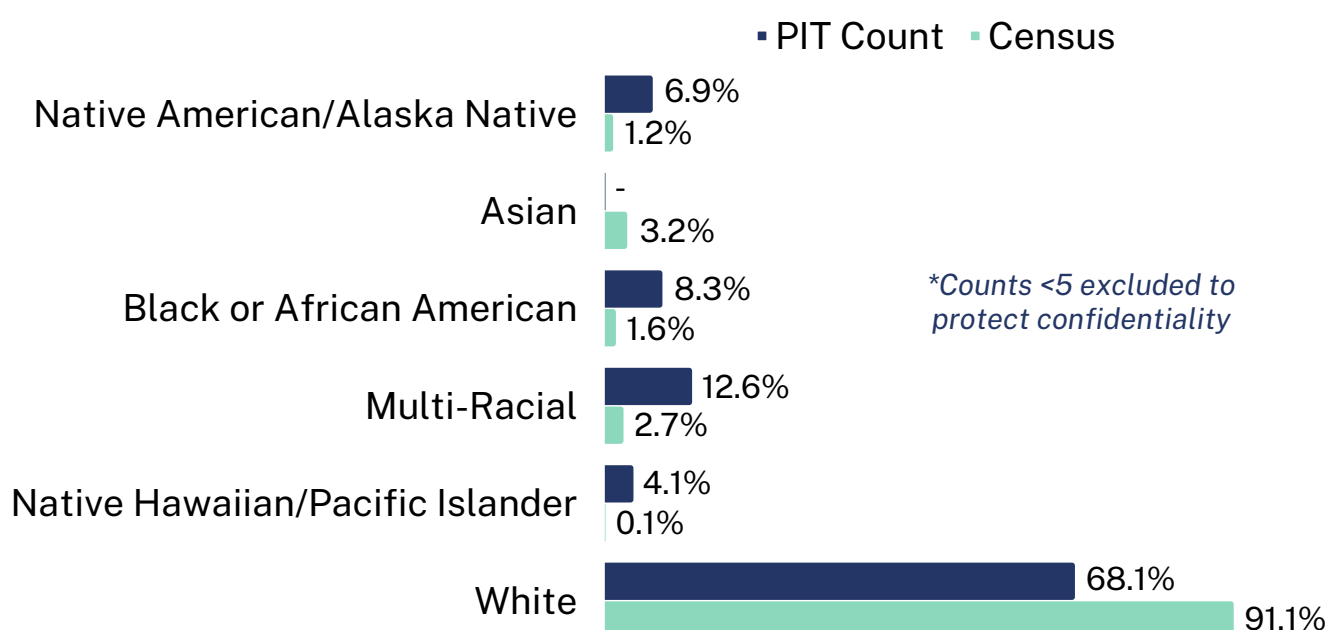
Mental Health



Domestic Violence

RACIAL DISPARITIES

Native Americans/Alaska Natives are overrepresented (5.8X) in homelessness relative to the general population in Jefferson County. The same is true for those identifying as Black/African American (5.2X), Multi-Racial (4.7X), & Native Hawaiian/Pacific Islander (41X).



METRO DENVER HOMELESS INITIATIVE

Visit mdhi.org/pit to learn more