



## Metro Denver 2020

### By The Numbers



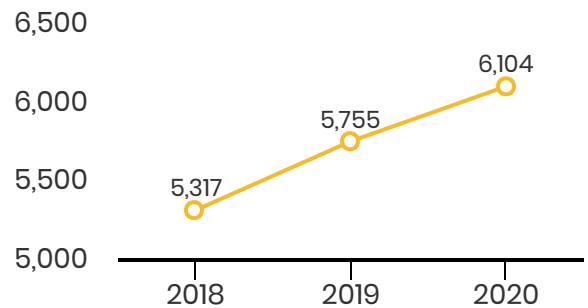
Total Count  
**6,104**



#### Data

Provided by MDHI Point-in-Time Survey conducted January 27th, 2020.  
For more information visit [here](#).

### Number of Literally Homeless



### Populations

**627** Veterans  
People self-reporting service in the U.S. Military



**420** Families  
Households with at least one adult and one child under 18 years old; there were a total of 1446 people in these households



**278** Unaccompanied Youth  
Persons under age 25 who are not accompanied by a parent or guardian and are not a parenting youth



**759** Fleeing Domestic Violence  
People actively fleeing a situation of domestic or interpersonal violence



### Where People Stayed

**1561** Unsheltered

**2911** Emergency Shelter

Emergency Shelter Beds Available 3561

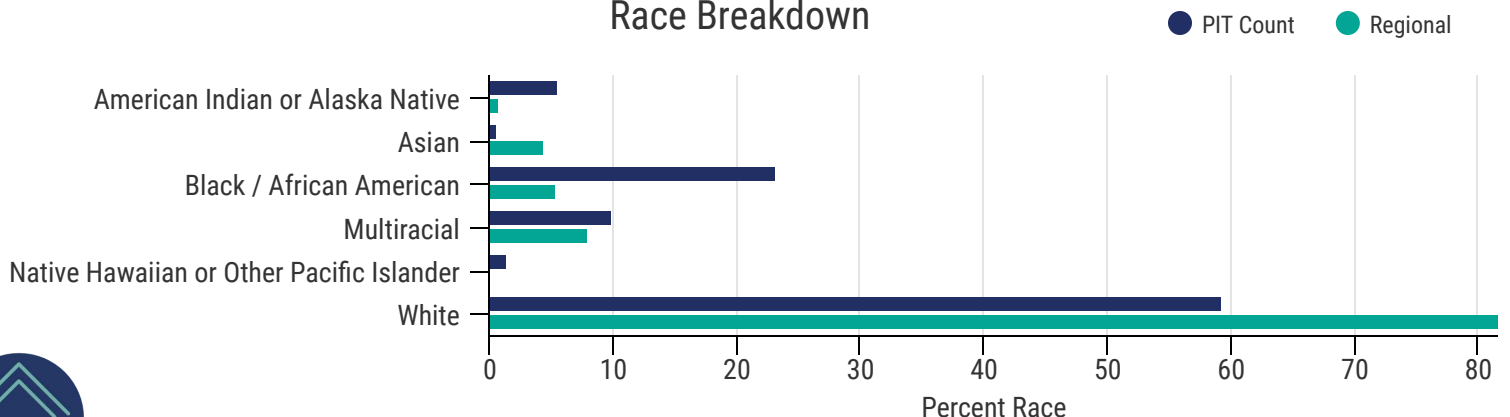
\* of those 3561 beds, 264 beds are for Severe Weather Shelter only

\* motel vouchers counted as ES but not available capacity in the HIC

**1582** Transitional Housing

Transitional Housing Beds Available 2202

### Race Breakdown





## Adams County 2020

### By The Numbers



Total Count

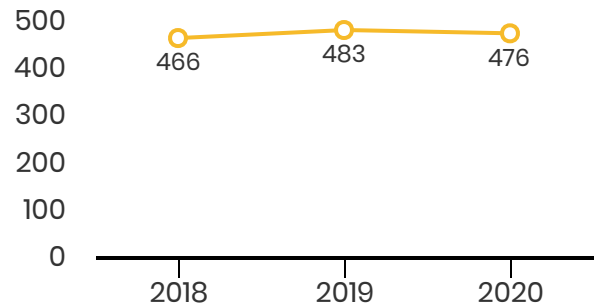
476

#### Data



Provided by MDHI Point-in-Time Survey conducted January 27th, 2020. For more information visit [here](#).

### Number of Literally Homeless



### Populations

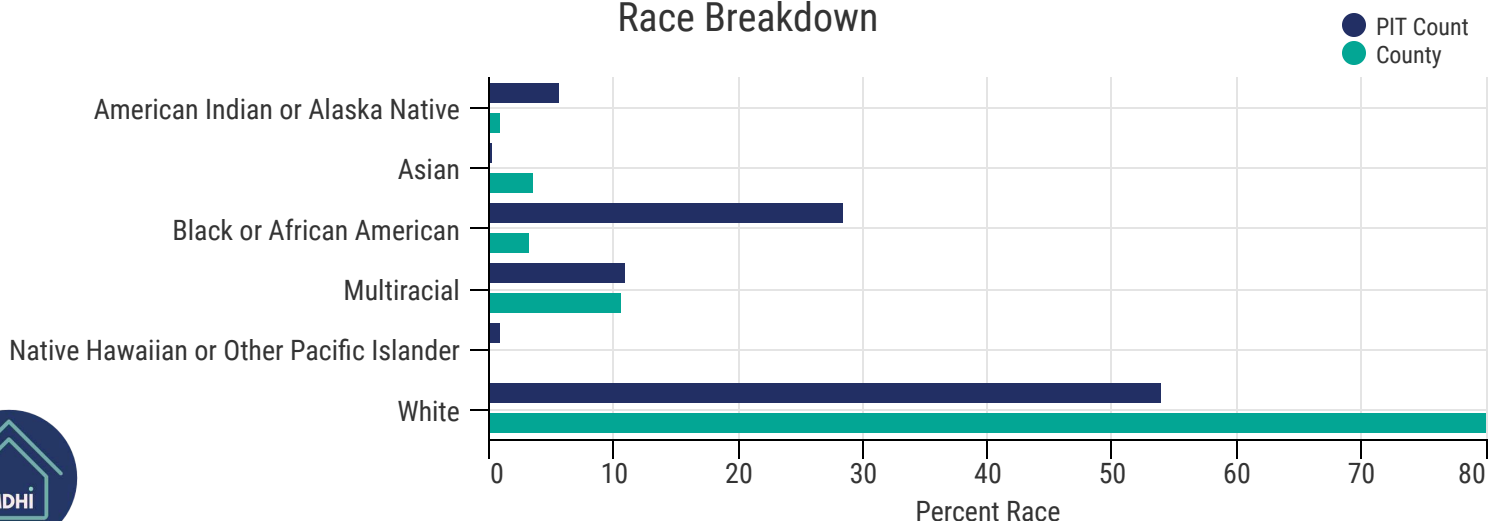
- 40 Veterans**  
People self-reporting service in the U.S. Military
- 29 Families**  
Households with at least one adult and one child under 18 years old; there were a total of 90 people in these households
- 14 Unaccompanied Youth**  
Persons under age 25 who are not accompanied by a parent or guardian and are not a parenting youth
- 35 Fleeing Domestic Violence**  
People actively fleeing a situation of domestic or interpersonal violence



### Where People Stayed

- 160 Unsheltered**
- 276 Emergency Shelter**  
Emergency Shelter Beds Available 230  
\*of those 230 beds, 113 were for Severe Weather Shelter only  
\* motel vouchers counted as ES but not available capacity in the HIC
- 40 Transitional Housing**  
Transitional Housing Beds Available 87

### Race Breakdown





## Arapahoe County 2020

### By The Numbers



Total Count

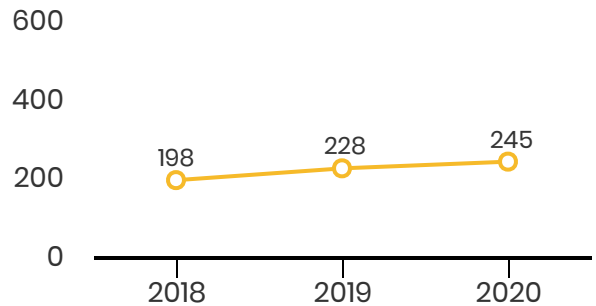
245



#### Data

Provided by MDHI Point-in-Time Survey conducted January 27th, 2020.  
For more information visit [here](#).

### Number of Literally Homeless



### Populations

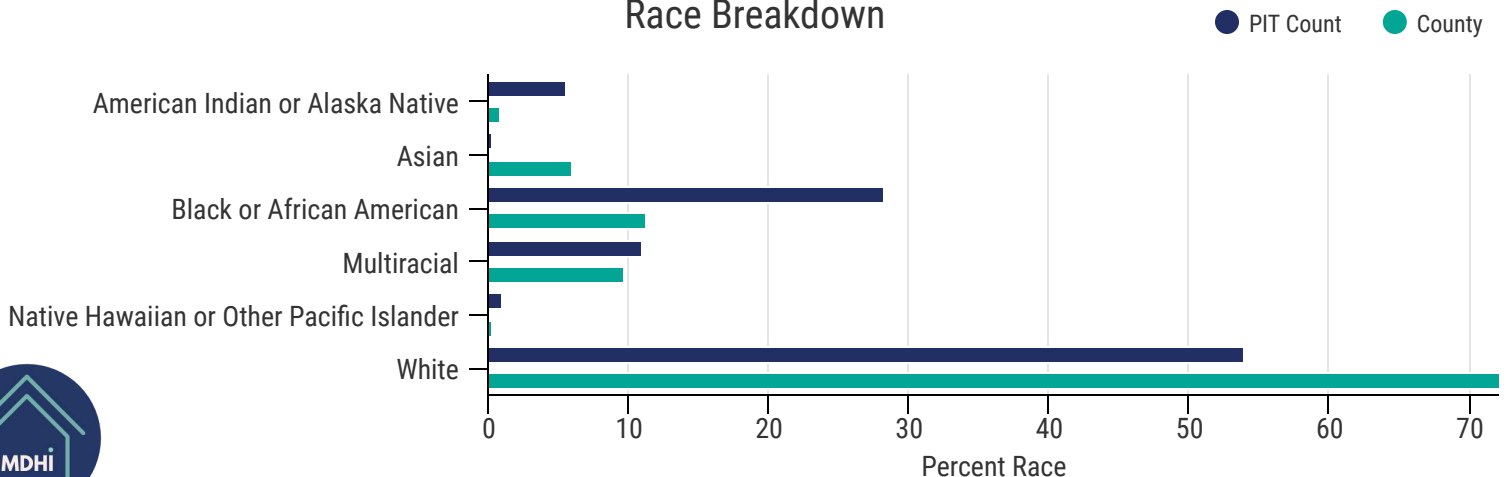
- 19 Veterans**  
People self-reporting service in the U.S. Military
- 25 Families**  
Households with at least one adult and one child under 18 years old; there were a total of 84 people in these households
- 11 Unaccompanied Youth**  
Persons under age 25 who are not accompanied by a parent or guardian and are not a parenting youth
- 27 Fleeing Domestic Violence**  
People actively fleeing a situation of domestic or interpersonal violence



### Where People Stayed

- 87 Unsheltered**
- 105 Emergency Shelter**  
Emergency Shelter Beds Available 154  
\* of those 154 beds, 35 are for Severe Weather Shelter only  
\* motel vouchers counted as ES but not available capacity in the HIC
- 53 Transitional Housing**  
Transitional Housing Beds Available 65

### Race Breakdown





## Boulder County 2020

### By The Numbers



Total Count

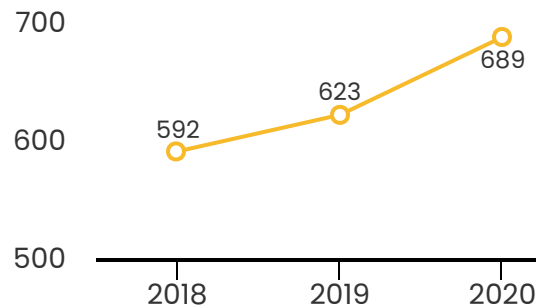
689



#### Community Highlights

- Significant countywide coordination
- Expanded street outreach
- Magnet events throughout the county
- Engagement of individuals with lived experiences to assist in data collection efforts

### Number of Literally Homeless



### Populations

53

#### Veterans

People self-reporting service in the U.S. Military



55

#### Families

Households with at least one adult and one child under 18 years old; there were a total of 221 people in these households



47

#### Unaccompanied Youth

Persons under age 25 who are not accompanied by a parent or guardian and are not a parenting youth



104

#### Fleeing Domestic Violence

People actively fleeing a situation of domestic or interpersonal violence



### Where People Stayed

118 Unsheltered

336 Emergency Shelter

Emergency Shelter Beds Available 454

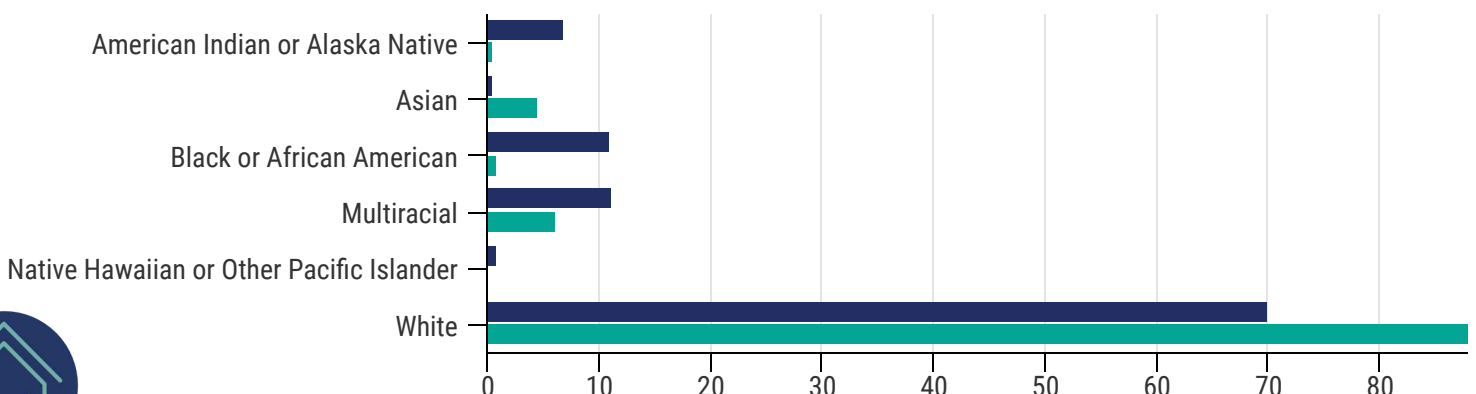
\* motel vouchers also counted as ES but not available capacity in the HIC

235 Transitional Housing

Transitional Housing Beds Available 245

### Race Breakdown

PIT Count County





## City of Aurora 2020

### By The Numbers



Total Count

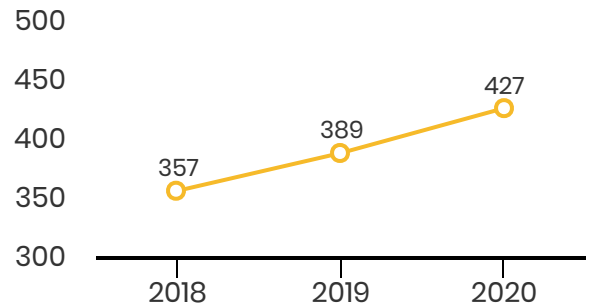
427



#### Data

Provided by MDHI Point-in-Time Survey conducted January 27th, 2020. For more information visit [here](#).

### Number of Literally Homeless



### Populations

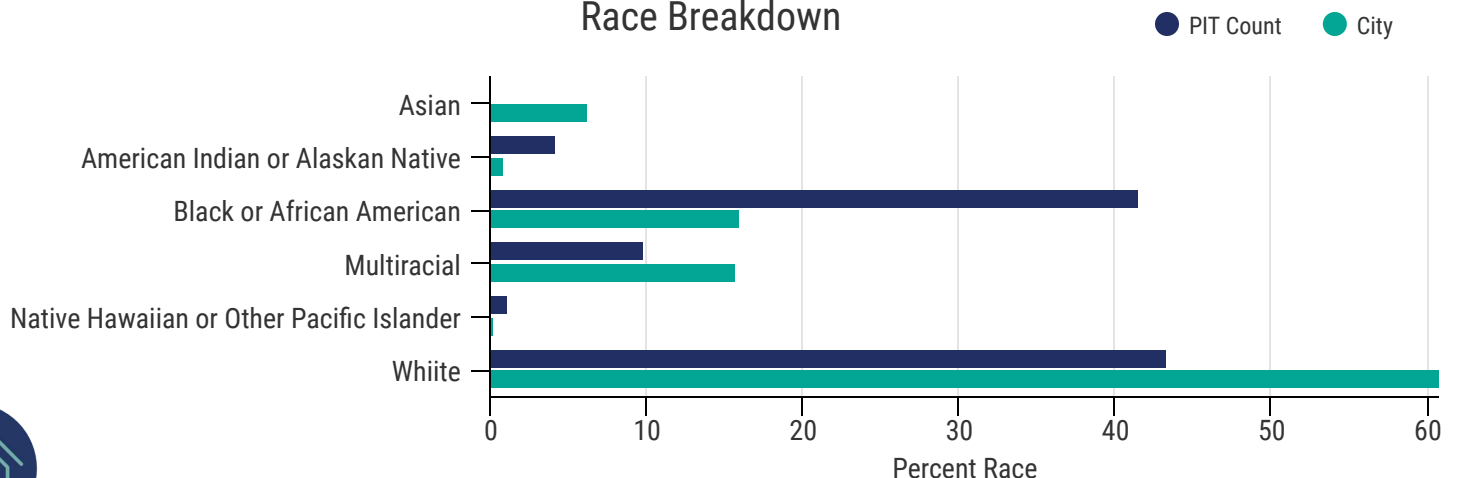
- 37 Veterans**  
People self-reporting service in the U.S. Military
- 27 Families**  
Households with at least one adult and one child under 18 years old; there were a total of 86 people in these households
- 18 Unaccompanied Youth**  
Persons under age 25 who are not accompanied by a parent or guardian and are not a parenting youth
- 35 Fleeing Domestic Violence**  
People actively fleeing a situation of domestic or interpersonal violence



### Where People Stayed

- Unsheltered**  
61
- Emergency Shelter**  
275
- Transitional Housing**  
91

### Race Breakdown





## City and County of Broomfield 2020

### By The Numbers



Total Count

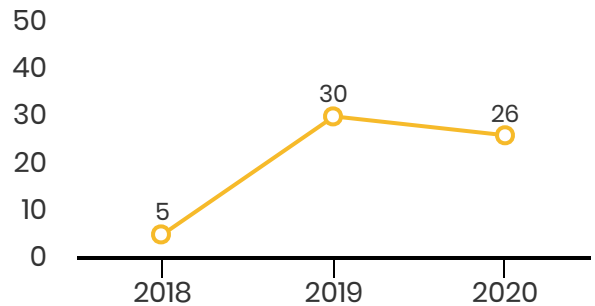
26



#### Data

Provided by MDHI Point-in-Time Survey conducted January 27th, 2020. For more information visit [here](#).

### Number of Literally Homeless



### Populations

#### Veterans

1 People self-reporting service in the U.S. Military



#### Families

1 Households with at least one adult and one child under 18 years old; there were a total of 2 people in these households



#### Unaccompanied Youth

2 Persons under age 25 who are not accompanied by a parent or guardian and are not a parenting youth



#### Fleeing Domestic Violence

2 People actively fleeing a situation of domestic or interpersonal violence

### Where People Stayed

25 Unsheltered

1 Emergency Shelter

Emergency Shelter Beds Available 0

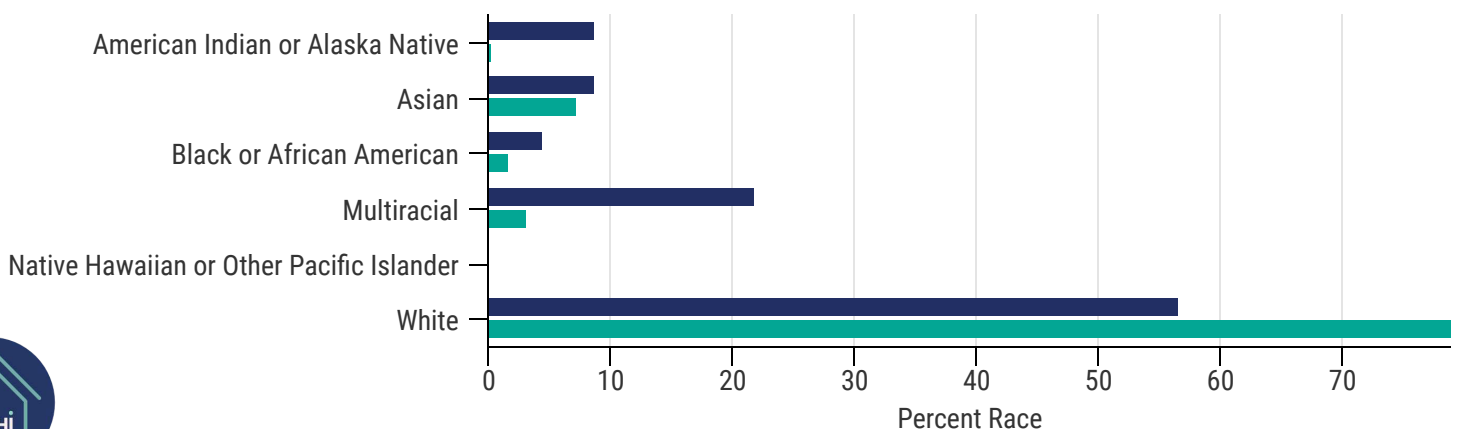
\* motel vouchers counted as ES but not available capacity in the HIC

0 Transitional Housing

Transitional Housing Beds Available 0

### Race Breakdown

PIT Count County





## City and County of Denver 2020

### By The Numbers



Total Count

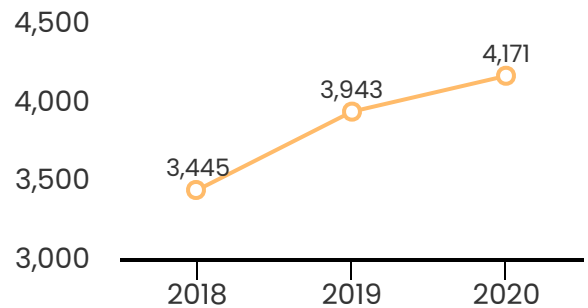
4171



#### Data

Provided by MDHI Point-in-Time Survey conducted January 27th, 2020. For more information visit [here](#).

### Number of Literally Homeless



### Populations

479 **Veterans**  
People self-reporting service in the U.S. Military



247 **Families**  
Households with at least one adult and one child under 18 years old; there were a total of 820 people in these households



195 **Unaccompanied Youth**  
Persons under age 25 who are not accompanied by a parent or guardian and are not a parenting youth



529 **Fleeing Domestic Violence**  
People actively fleeing a situation of domestic or interpersonal violence



### Where People Stayed

996 Unsheltered

50 Safe Haven

Safe Haven Beds Available 63

2036 Emergency Shelter

Emergency Shelter Beds Available 2304

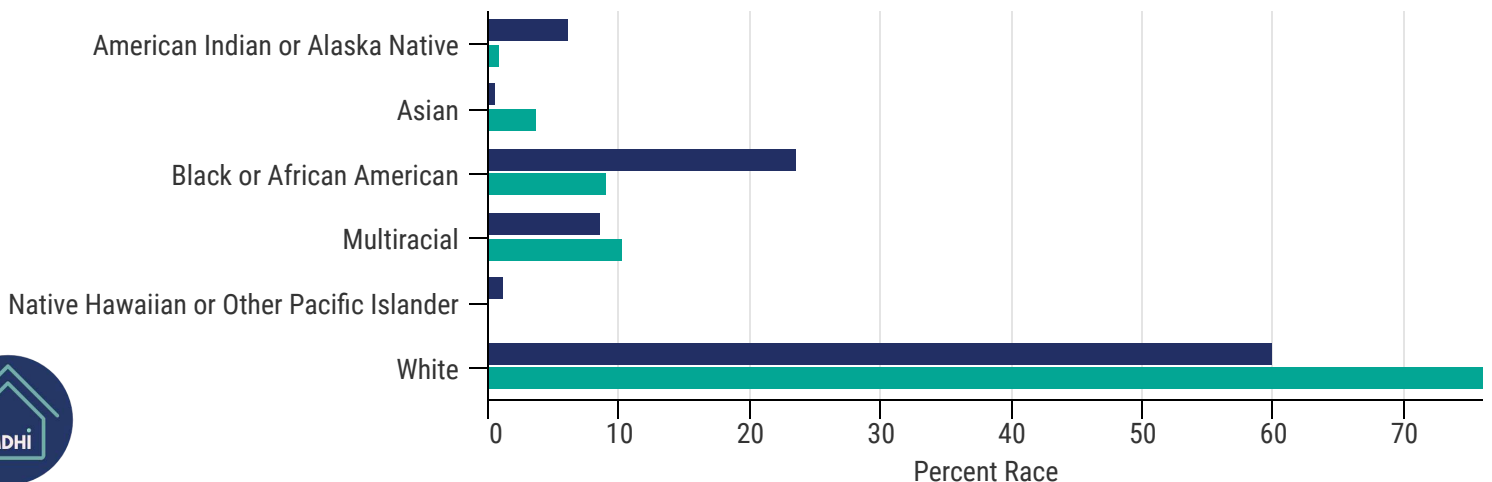
\* motel vouchers counted as ES but not available capacity in the HIC

1089 Transitional Housing

Transitional Housing Beds Available 1635

### Race

● PIT Count ● County





## Douglas County 2020

### By The Numbers



Total Count

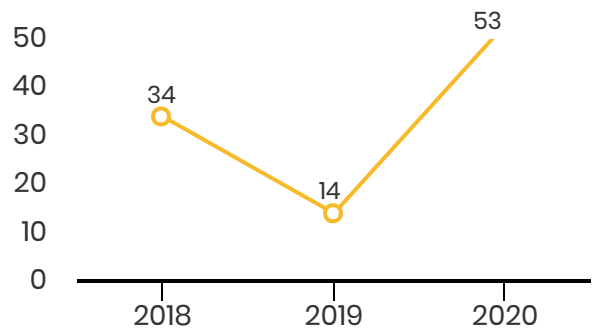
53



#### Data

Provided by MDHI Point-in-Time Survey conducted January 27th, 2020.  
For more information visit [here](#).

### Number of Literally Homeless



### Populations

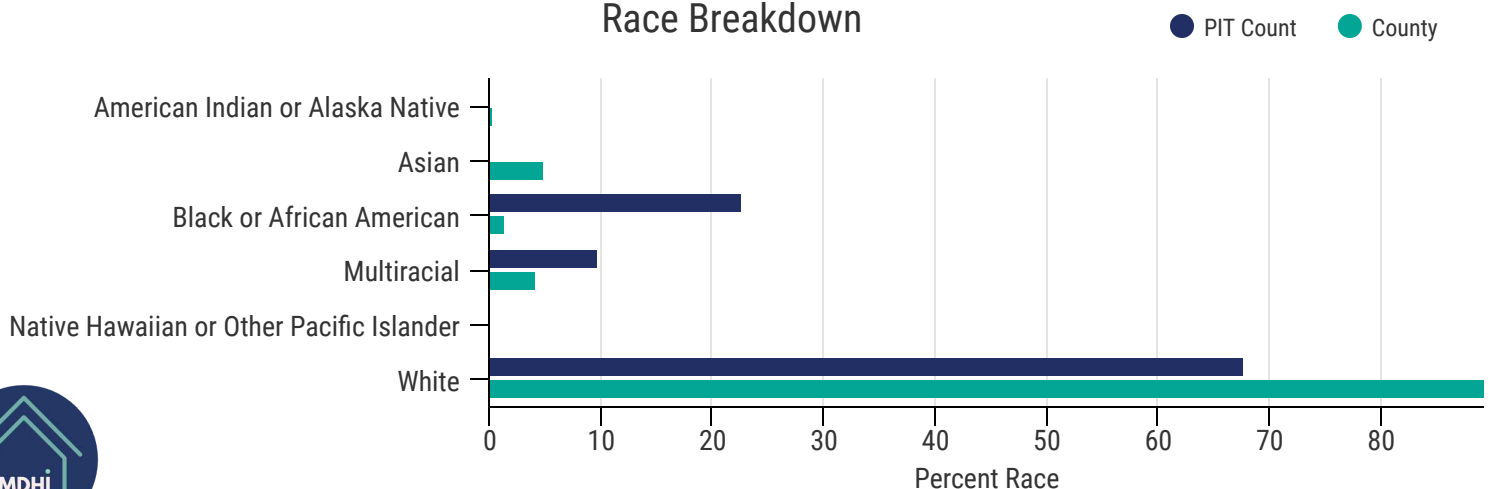
- 0 **Veterans**  
People self-reporting service in the U.S. Military
- 7 **Families**  
Households with at least one adult and one child under 18 years old; there were a total of 26 people in these households
- 1 **Unaccompanied Youth**  
Persons under age 25 who are not accompanied by a parent or guardian and are not a parenting youth
- 7 **Fleeing Domestic Violence**  
People actively fleeing a situation of domestic or interpersonal violence



### Where People Stayed

- 13 Unsheltered
- 24 Emergency Shelter  
*Emergency Shelter Beds Available 15*  
*\* of those 15 beds, 8 beds are for Severe Weather Shelter only*  
*\* motel vouchers counted as ES but not available capacity in the HIC*
- 16 Transitional Housing  
*Transitional Housing Beds Available 16*

### Race Breakdown







## Jefferson County 2020

### By The Numbers



Total Count

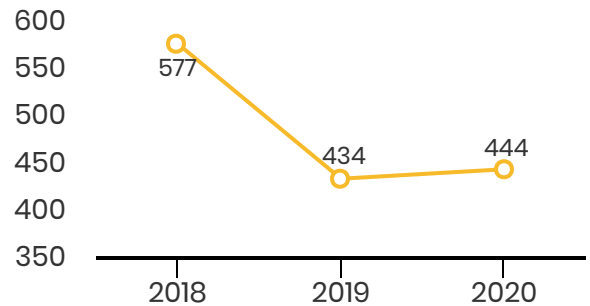
444



#### Community Highlights

- Hosted 5 magnet events
- Over 75 volunteers participated

### Number of Literally Homeless



### Populations

35 **Veterans**  
People self-reporting service in the U.S. Military



56 **Families**  
Households with at least one adult and one child under 18 years old; there were a total of 203 people in these households



8 **Unaccompanied Youth**  
Persons under age 25 who are not accompanied by a parent or guardian and are not a parenting youth



55 **Fleeing Domestic Violence**  
People actively fleeing a situation of domestic or interpersonal violence



### Where People Stayed

162 Unsheltered

133 Emergency Shelter  
Emergency Shelter Beds Available - 160  
\* of those 160 beds, 60 beds are for Severe Weather Shelter only

149 Transitional Housing  
Transitional Housing Beds Available - 154

\* motel vouchers counted as ES but not available capacity in the HIC

### Race Breakdown

PIT Count County

