



MDHI Housing Stability Flexible Fund

2021 - Year in Review

In 2021, Flex Fund witnessed an increase in requests to assist households in achieving housing stability. Each year Flex Fund continues to expand services due to the growing need for housing assistance within the Metro Denver Region.

End of Year Totals



\$428,597

Total Allocated



\$1,499

Total Average Cost per Household



286

Total **Households** experiencing homelessness or at risk of homelessness in Metro Denver received Flex Fund assistance.



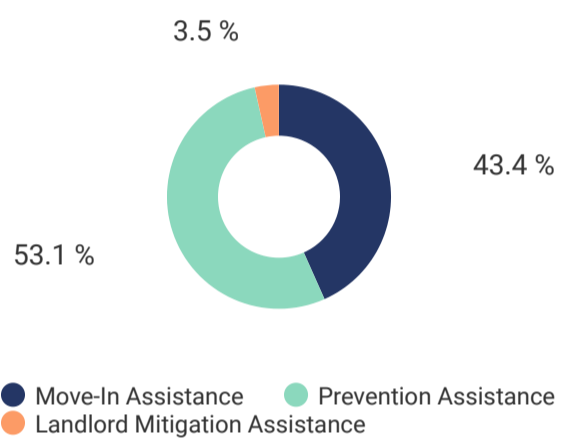
628

Total **People** experiencing homelessness or at risk of homelessness in Metro Denver received Flex Fund assistance.

Assistance Provided

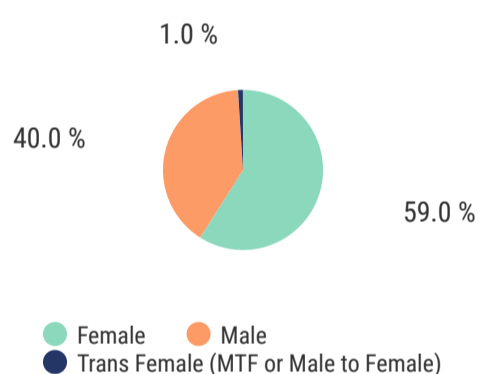


- **124** Households Received **Move-In Assistance**
- **152** Households Received **Prevention Assistance**
- **10** Households Received **Landlord Mitigation Assistance**

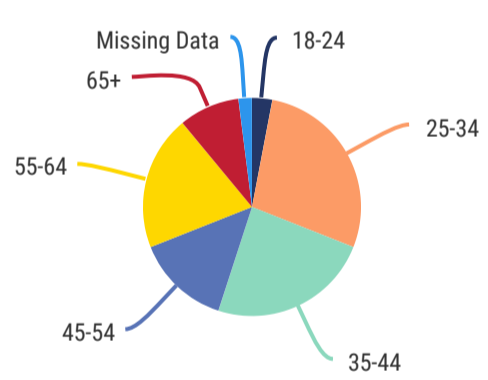


HMIS Demographics

Gender - Head of Household



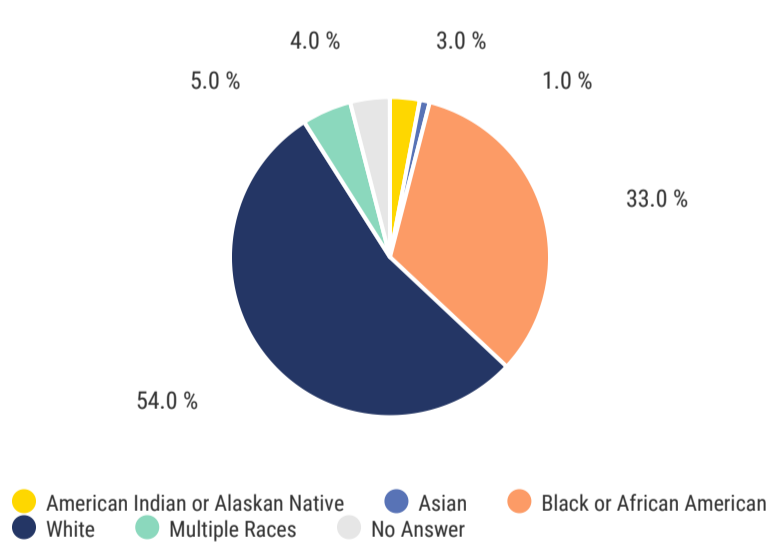
Age Range - Head of Household



52 Veterans received assistance from Flex Fund

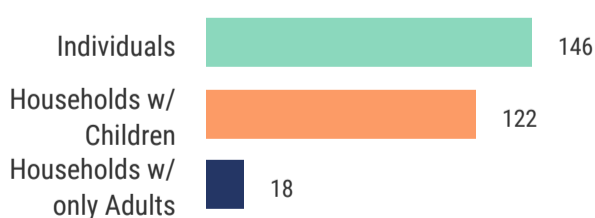
28% Head of Households identified as Hispanic/Latino

Race - Head of Household

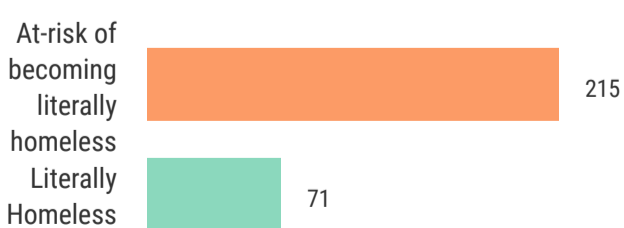


HMIS Data

Household Type



Household Housing Status



At-Risk of becoming literally Homeless Households - Current County of Residence

- Adams
- Arapahoe
- Boulder
- Broomfield
- Denver
- Douglas
- Jefferson

Literally Homeless Households - Last County of Residence

- Adams
- Arapahoe
- Boulder
- Denver
- Douglas
- Jefferson
- Other CO Counties
- Outside Colorado

Thank You to the Flex Fund Donors!

Metro Mayors Caucus
The Denver Foundation
Mile High United Way - COVID Relief Fund
CHAFA
Kaiser Permanente
Contributors from CO Gives Day
Wells Fargo

38

Agencies across the Metro Denver seven-county region connected households to Flex Fund for assistance in 2021.

